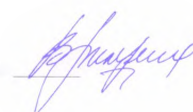



ENGINEERING DIVISION
OF ROSATOM STATE CORPORATION

2016 ANNUAL REPORT
BOOK OF ANNEXES

President of JSC ASE EC Mr. V.I. Limarenko



Chief Accountant of JSC ASE EC Ms. E.V. Samogorodskaya



Nizhny Novgorod
2017

Table of Contents

Annex 1. Accounting Statements	3
Accounting Statements of JSC ASE EC	3
Accounting Statements of JSC ASE	13
Accounting Statements of JSC Atomenergoproekt	24
Accounting Statements of JSC ATOMPROEKT	33
Annex 2. Auditor's Opinion on Financial Statements	42
JSC ASE EC	42
JSC ASE	45
JSC Atomenergoproekt	49
JSC ATOMPROEKT	52
Annex 3. Opinion of Internal Control and Audit Department	55
Annex 4. Non-Financial Auditor's Opinion	58
Annex 5. GRI Content Index	61
Annex 6. Organizational Structure of Engineering Division	64
Annex 7. Report of the Board of Directors on Performance Results	65
Annex 8. Details of Members of the Board of Directors	67
Annex 9. Information on Major Transactions	71
Annex 10. Injury Rate	74
Annex 11. Information on wages by region of presence	75
Annex 12. Energy Resources	79
Annex 13. Results in the Field of Environmental Protection	87
Appendix 14. Occupational Safety Management	107
Appendix 15. President's Committees of JSC ASE EC	108
Annex 16. Conclusion on the public certification of the Russian regional network for integrated reporting	109
Appendix 17. Subsidiaries, Branch and Representative Offices of the main companies of Rosatom Division	110
Annex 18. Total number of employees by employment type and by employment contract	112

Annex 1. Accounting Statements

Accounting Statements of JSC ASE EC

(GRI 102-7)

BALANCE SHEET as of December 31, 2016

Company **Joint Stock Company ASE Engineering Company**

Taxpayer identification number

Type of economic activity **Activity in the sphere of architecture, related to buildings and structures**

Type of business/ type of ownership

Joint Stock Company / **Federal ownership**

Measurement unit: thousand roubles

Location (address)

3 Svobody Square, Nizhny Novgorod, Nizhny Novgorod Region 603006

Form as per OKUD

Date (date, month, year)

as per OKPO

TIN

As per

OKVED

As per OKOPF / OKFS

As per OKEI

Codes

0710001

31 12 2016

08841271

5260214123

71.11.1

12267 61

384

Clarifications	Index name	Code	As of December 31, 2016	As of December 31, 2015	As of December 31, 2014
	ASSET				
	I. FIXED ASSETS				
7.1	Intangible assets	1110	339 783	16 566	18 245
	Results of R&D	1120	-	-	-
	Intangible development assets	1130	-	-	-
	Tangible development assets	1140	-	-	-
	PP&E (property, plant and equipment)	1150	949 834	1 005 701	985 147
7.3	Buildings, machines, equipment and other PP&E	1151	745 544	866 481	805 490
7.3	Unaccomplished capital investments into PP&E	1152	204 290	139 220	81 854
7.3	Advance payments to suppliers and contractors for capital construction, suppliers of PP&E objects	1153	-	-	97 803
7.3	Income-bearing investments in tangible assets	1160	253 938	350 688	389 196
7.7	Financial investments	1170	149 673	299 674	149 689
7.19	Deferred tax assets	1180	595 329	465 897	207 475
7.5	Other fixed assets	1190	10 562 546	6 869 023	11 663 456
	including:				
	payments as per agency agreements	1191	6 180 168	3 186 764	5 789 365
	VAT for advance and preliminary payments	1192	3 899 139	3 213 418	5 237 732
	deferred expenses	1193	346 706	445 220	502 237
	other fixed assets	1194	136 533	23 621	134 122
	Total for Section I	1100	12 851 103	9 007 549	13 413 208
	II. CURRENT ASSETS				
7.6	Reserves	1210	1 196 810	2 651 743	3 858 802
7.6	Raw materials, materials and other similar assets	1211	470 244	605 437	825 174
7.6	Expenditures for work-in-progress	1212	51 089	203 386	182 838
7.6	Finished products and goods for resale	1213	675 477	1 842 920	2 850 790
	Goods delivered	1214	-	-	-
	Other inventory stocks and expenditures	1219	-	-	-
	Value added tax for acquired assets	1220	266 022	176 078	151 599
7.10	Accounts receivable	1230	40 031 625	35 845 573	45 169 861
7.10	Settlements with buyers and customers	1231	10 319 404	8 602 130	16 084 188
7.10	Advances paid	1232	22 746 579	25 608 115	27 962 136
7.10	Other receivables	1233	607 467	1 566 073	910 329
7.21	Accrued revenue not presented for payment	1235	6 358 175	69 255	213 208
7.8	Financial investments (except for money equivalents)	1240	16 201	16 201	10 018 495
7.9	Monetary funds	1250	358 476	2 345 510	1 602 392
7.5	Other current assets	1260	891 889	2 534 650	3 698 931
	Including VAT for advance and preliminary payments	1261	791 937	2 440 321	3 598 517
	Total for Section II	1200	42 761 023	43 569 755	64 500 080
	BALANCE	1600	55 612 126	52 577 304	77 913 288

Clarifications	Index name	Code	As of December 31, 2016	As of December 31, 2015	As of December 31, 2014
	LIABILITIES				
	III. EQUITY AND RESERVES				
	Equity capital (joint stock capital, legal capital, contributions of partners)	1310	500 002	500 002	500 002
	Treasury shares	1320	-	-	-
	Re-assessment of fixed assets	1340	-	-	-
	Additional capital (without re-assessment)	1350	(23 354)	1 136	(102)
	Reserve capital	1360	25 000	25 000	25 000
	Reserve capital formed in accordance with the law	1361	-	-	-
	Reserve capital formed in accordance with the bylaw	1362	25 000	25 000	25 000
	Retained profit (uncovered loss)	1370	3 196 504	2 978 391	4 033 712
	Total for Section III	1300	3 698 152	3 504 529	4 558 612
	IV. LONG-TERM LIABILITIES				
	Borrowings	1410	-	-	-
	Deferred tax liabilities	1420	-	-	-
	Estimated liabilities	1430	-	-	-
7.13	Other liabilities	1450	25 958 098	21 065 743	34 534 944
	including advances received	1451	25 563 928	21 065 743	34 336 245
	Total for Section IV	1400	25 958 098	21 065 743	34 534 944
	V. SHORT-TERM LIABILITIES				
7.16.	Borrowings	1510	2 001 829	-	-
7.13	Accounts payable	1520	21 940 563	26 239 901	37 732 795
7.13	Suppliers and contractors	1521	15 460 082	8 675 107	12 431 931
7.13	Advances received	1522	5 189 207	15 997 659	23 590 353
7.13	Payables to employees	1523	16 971	12 331	25 490
7.15	Accounts payable to state non-budgetary funds	1524	60 168	50 250	43 178
7.15	Tax liabilities	1525	2 308	22 702	34 143
7.13	Other creditors	1526	1 211 827	1 481 852	1 607 700
	including:				
	VAT for advance and preliminary payments	1527	748 413	695 297	1 050 401
	Payments for amounts of consignors and law agents	1528	-	-	-
	Deferred revenue	1530	36	36	36
7.18	Estimated liabilities	1540	2 013 448	1 767 095	1 086 901
	Settlements with founders as for equity payments (legal capital)	1545	-	-	-
	Targeted financing	1546	-	-	-
	Payables to the customers	1547	-	-	-
	Other liabilities	1550	-	-	-
	Total for Section V	1500	25 955 876	28 007 032	38 819 732
	BALANCE	1700	55 612 126	52 577 304	77 913 288

Acting
President

Yu.A. Ivanov
(printed name)

Chief Accountant

E.V. Samogorodskaya
(printed name)

Samogorodskaya

As per Order No. GO 301-K dd. 21.02.2017

February 21, 2017

Statement on Financial Results

for January - December 20 16

Form as per OKUD
Date (date, month, year)

Company Joint Stock Company ASE Engineering Company as per OKPO

Taxpayer identification number

Type of economic

activity

Type of business/ type of ownership

Joint Stock Company / Federal property

Measurement unit: thous. RUR

TIN

as per

OKVED

as per OKOPF/OKFS

as per OKEI

Codes		
0710002		
31	12	2016
08841271		
5260214123		
71.11.1		
12267	61	
384		

Clarifications	Index name	Code	For jan.-dec. 20 16	For jan.-dec. 20 15
7.20	Revenue	2110	43 255 652	48 356 439
	including:			
	Construction and erection works		11 060 535	13 097 267
	Wholesale and retail trade of goods		11 037 180	15 831 913
	Design works		14 524 772	12 046 937
	Engineering services		2 805 189	-
	Other services, works		3 827 976	7 380 322
7.20	Cost of sales	2120	(39 301 465)	(42 813 516)
	including:			
	Construction and erection works		(11 368 823)	(12 907 845)
	Wholesale and retail trade of goods		(10 670 110)	(15 074 195)
	Design works		(12 581 878)	(9 189 093)
	Engineering services		(2 140 621)	-
	Other services, works		(2 540 033)	(5 642 383)
	Gross profit (loss)	2100	3 954 187	5 542 923
	Selling expenses	2210	(516 133)	(574 148)
	Administrative expenses	2220	(2 958 491)	(2 683 756)
	Sales profit (loss)	2200	479 563	2 285 019
	Participation capital	2310	-	12 242
7.22	Interest receivable	2320	76 424	366 931
7.16	Interest payable	2330	(28 134)	-
7.22	Other revenue	2340	1 277 688	370 233
7.22	Other expenses	2350	(1 469 092)	(2 337 017)
7.19	Profit (loss) before tax	2300	336 449	697 408
7.19	Current income tax	2410	(183 870)	(486 383)
7.19	including permanent tax liabilities (assets)	2421	(41 876)	(117 690)
7.19	Amendment of deferred tax liabilities	2430	7 275	45 046
7.19	Amendment of deferred tax assets	2450	91 048	204 100
	Other	2460	(88 151)	14 964
	Reallocation of income tax within consolidated group of taxpayers	2465	55 362	19 394
	Net profit (loss)	2400	218 113	494 529

Form 0710002 c. 2

Clarifications	Index name	Code	For Jan.-Dec. 20 16	For Jan.-Dec. 20 15
	FOR REFERENCE			
	Result of non-current assets revaluation not included in net profit (loss) of the period	2510	-	-
	Result of other settlements not included in net profit (loss) of the period	2520	(24 490)	1 238
	Consolidated financial result of the period ⁶	2500	193 623	495 767
7.23	Basic profit (loss) ruble per share	2900	0,44	0,99
	Diluted profit (loss) per share	2910	-	-

Acting
President

Yu.A. Ivanov
(print full name)

Chief
accountant

E.V. Samogorodskaya
(print full name)

As per Order No. GO 301-K dd.21.02.2017

February 21, 20 17

Statement of Changes in Capital for 2016

Company **Joint Stock Company ASE Engineering Company**

Taxpayer identification number

Type of economic activity **Activity in the sphere of architecture, related to buildings and structures**

Type of business/ type of ownership

Joint Stock Company / Federal property

Measurement unit: **thous. rubles**

Form as per OKUD

Date (date, month, year)

as per OKPO

TIN

as per OKVED

as per OKOPF/OKFS

as per OKEI

Codes	
0710003	
31	12 2016
08841271	
5260214123	
71.11.1	
12267 61	
384	

1. Capital Flow

Index name	Code	Authorized capital	Shares repurchased	Contribution into the charter capital, received from the shareholders prior to registration of changes in the foundation documents	Premium on capital stock	Reserve capital	Undistributed profit (uncovered loss)	Total
Value of capital as of December 31, 2015	3100	500 002	-	-	(102)	25 000	4 033 712	4 558 612
Increase in the capital - in total:	3210	-	-	-	1 238	-	494 529	495 767
including:								
net profit	3211	X	X	X	X	X	494 529	494 529
re-assessment of the property	3212	X	X	X		X	-	-
revenues related directly to increase in the capital	3213	X	X	X	1 238	-	-	1 238
additional issue of shares	3214	-	-	-	-	X	-	-
Increase in the nominal value of share	3215	-	-	-	-	X	-	-
reorganization of the legal entity	3216	-	-	-	-	-	-	-
use of industry reserves for investment purposes	3217	X	X	X	X	X		-
Contribution into the charter capital prior to registration of changes in the	3218	X	X		X	X	X	-

Index name	Code	Authorized capital	Shares repurchased	Contribution into the charter capital, received from the shareholders prior to registration of changes in the foundation documents	Premium on capital stock	Reserve capital	Undistributed profit (uncovered loss)	Total
Decrease in the capital - in total:	3220	-	-	-	-	-	(1 549 850)	(1 549 850)
including:								
loss	3221	X	X	-	X	X	-	-
re-assessment of the property	3222	X	X	-	-	X	-	-
revenues related directly to decrease in the capital	3223	X	X	-	-	-	-	-
decrease in the nominal value of shares	3224	-	-	-	-	X	-	-
decrease in the quantity of shares	3225	-	-	-	-	X	-	-
reorganization of the legal entity	3226	-	-	-	-	-	-	-
dividends	3227	X	X	-	X	X	(1 549 850)	(1 549 850)
Contribution into the charter capital prior to registration of changes in the foundation documents	3228	X	X	-	X	X	X	-
Change in the additional capital	3230	X	X	X	-	-	-	X
Change in the reserve capital	3240	X	X	X	X	-	-	X
Value of capital as of December 31, 2016	3200	500 002	-	-	1 136	25 000	2 978 391	3 504 529
Increase in the capital - in total:	3310	-	-	-	-	-	218 113	218 113
including:								
net profit	3311	X	X	X	X	X	218 113	218 113
re-assessment of the property	3312	X	X	X	-	X	-	-
revenues related directly to increase in the capital	3313	X	X	X	-	-	-	-
additional issue of shares	3314	-	-	-	-	X	-	-
Increase in the nominal value of shares	3315	-	-	-	-	X	-	-
reorganization of the legal entity	3316	-	-	-	-	-	-	-

use of industry reserves for investment purposes	3317	X	X	X	X	X	-	-
Contribution into the charter capital prior to registration of changes in the foundation documents	3318	X	X	-	X	X	X	-
Decrease in the capital - in total:	3320	-	-	-	(24 490)	-	-	(24 490)
including: loss	3321	X	X	-	X	X	-	-
re-assessment of the property	3322	X	X	-	-	X	-	-
revenues related directly to decrease in the capital	2223	X	X	-	(24 490)	-	-	(24 490)
decrease in the nominal value of shares	3324	-	-	-	-	X	-	-
decrease in the quantity of shares	3325	-	-	-	-	X	-	-
reorganization of the legal entity	3326	-	-	-	-	-	-	-
dividends	3327	X	X	-	X	X	-	-
prior to registration of changes in the foundation documents	3328	X	X	-	X	X	X	-
Change in the additional capital	3330	X	X	X	-	-	-	X
Change in the reserve capital	3340	X	X	X	X	-	-	X
Indebtedness as of December 31, 2016	3300	500 002	-	-	(23 354)	25 000	3 196 504	3 698 152

2. Adjustments in Connection with Changes in Accounting Policy and Correction of Errors

Index name	Code	As of December 31, 2015	Changes in capital in 2016		As of December 31, 2016
			due to net revenue (loss)	due to other factors	
Capital - in total					
prior to adjustments	3400	-	-	-	-
adjustments due to:					
changes of the accounting policy	3410	-	-	-	-
correction of errors	3420	-	-	-	-
after adjustments	3500	-	-	-	-
including:					
retained profit (uncovered loss)					
prior to adjustments	3401	-	-	-	-
adjustments due to:					
changes of the accounting policy	3411	-	-	-	-
correction of errors	3421	-	-	-	-
after adjustments	3501	-	-	-	-
other articles of the capital, where the adjustments were made:					
(as per the articles)					
prior to adjustments	3402	-	-	-	-
adjustments due to:					
changes of the accounting policy	3412	-	-	-	-
correction of errors	3422	-	-	-	-
after adjustments	3502	-	-	-	-

3. Net Assets


Index name	Code	As of December 31, 2016	As of December 31, 2015	As of December 31, 2014
Net Assets	3600	3 698 152	3 504 529	4 558 612

Acting President Yu.A. Ivanov
(printed name)



Chief

Accountant E.V. Samogorskaya
(printed name)



As per Order No. GO 301-K dd. 21.02.2017
February 21,

CASH FLOW STATEMENT for 2016

Company **Joint Stock Company ASE Engineering Company**

Taxpayer identification number

Type of economic activity **Activity in the sphere of architecture, related to buildings and structures**

Type of business/ type of ownership

Joint Stock Company / Federal property

Measurement unit: **thous. rubles**

Form as per OKUD

Date (date, month, year)

as per OKPO

TIN

as per OKVED

as per OKOPF/OKFS

as per OKEI

Codes		
0710004		
31	12	2016
08841271		
5260214123		
71.11.1		
12267	61	
384		

Index name	Code	3a 2016 r.	3a 2015 r.
Cash flow from current transactions			
Income - in total	4110	34 018 692	38 298 244
including:			
from sale of goods, products, works and services	4111	30 599 133	36 636 489
rental charges, licensor fees, royalties, commission fees and other similar charges	4112	83 014	132 075
from resale of financial investments	4113	-	-
other incoming payments	4119	3 336 545	1 529 680
Payments - in total	4120	(37 449 715)	(45 660 781)
including:			
payments to suppliers (contractors) for raw materials	4121	(29 689 070)	(38 552 088)
related to workers' remuneration	4122	(6 830 095)	(6 208 914)
interest of debt liabilities	4123	(26 304)	-
tax on profit of organizations	4124	(568 030)	(542 718)
other payments	4129	(336 216)	(357 061)
Balance of cash flow from current transactions	4100	(3 431 023)	(7 362 537)
Cash flow from investment operations			
Income - in total	4210	16 208	14 345 410
including:			
income from sales of non-current assets	4211	12 708	3 964
income from sales of shares of other organizations (participation share)	4212	-	-
income from repayment of loans given, from sale of debt instruments (rights to demand funds from other persons)	4213	-	14 000 000
dividends, interests on debt financial investments and similar incoming payments from share participation in other organizations	4214	3 500	341 446
other incoming payments	4219	-	-
Payments - in total	4220	(289 247)	(4 264 882)
including:			
due to purchase, production, upgrade, improvement and preparation to use of non-current assets	4221	(220 547)	(264 882)
due to purchase of shares of other organizations (participation share)	4222	(68 700)	-
due to purchase of debt instruments (rights to demand funds from other persons), provision of loans to other persons	4223	-	(4 000 000)

interests of debt liabilities included into the price of investment asset	4224	-	-
other payments	4229	-	-
Balance of cash flow from investment operations	4200	(273 039)	10 080 528

Form 0710004 c. 2

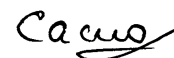
Index name	Code	за 2016 г.	за 2015 г.
Cash flow from financial operations			
Income - in total	4310	6 100 000	-
including:			
receipt of loans and credits	4311	6 100 000	-
owners (participants) deposits of cash	4312	-	-
income from shares, from increase of participation	4313	-	-
income from bonds, bills of exchange and other debt instruments, etc.	4314	-	-
budget allocations and other special-purpose	4315	-	-
other incoming payments	4319	-	-
Payments - in total	4320	(4 369 319)	(1 976 172)
including:			
repurchasing of shares (participation shares) from them or their resignation from membership	4321	-	-
for dividends and other payments related to distribution of the profits in favor of owners	4322	-	(1 451 123)
due to payment (buy-back) of bills of exchange and other debt instruments,	4323	(4 100 000)	-
other payments	4329	(269 319)	(525 049)
operations	4300	1 730 681	(1 976 172)
Balance of cash flow for the reporting period	4400	(1 973 381)	741 819
Balance of cash and cash equivalents at the beginning of the reporting period	4450	2 345 510	1 602 392
Balance of cash and cash equivalents at the end of the reporting period	4500	358 476	2 345 510
The magnitude of influence of foreign currency exchange rate to ruble	4490	(13 653)	1 299

Acting
President

Yu.A. Ivanov
(printed name)



E.V. Samogorodskaya
(printed name)



As per Order No. GO 301-K dd. 21.02.2017

February 21, 20 17

BALANCE SHEET

as of December 20 16Company Joint Stock Company Atomstroyexport

Taxpayer identification number

Type of economic

Form as per OKUD

Date (date, month, year)

as per OKPO

TIN

as per

activity Generation of electric power by nuclear power plants, including the activity for ensuring operability of power plants

OKVED

Type of business/ type of ownership

joint stock company / ownership of state corporations

as per OKOPF/OKFS

Measurement unit: thous. rubles (mln. rub.)

as per OKEI

Location (address) 3, Svobody Square, Nizhny Novgorod, Nizhny Novgorod region, 603006.

Codes		
0710001		
31	12	2016
48546926		
7701186067		
35.11.3		
12267	61	
384		

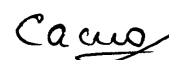
Clarifications	Index name	Code	As of December 31 20 16 ³	As of December 31 20 15 ⁴	As of December 31 20 14 ⁴
ASSETS					
I. FIXED ASSETS					
2.3, 6.1	Intangible assets	1110	7 813	8 859	20 771
	Results of R&D	1120	-	-	-
	Intangible development assets	1130	-	-	-
	Tangible development assets	1140	-	-	-
2.4, 6.2	PP&E (property, plant and equipment)	1150	2 062 752	2 066 914	2 209 005
	Buildings, machines, equipment and other PP&E	1151	2 054 951	2 007 709	2 094 757
6.3	Unaccomplished capital investments into PP&E	1152	7 801	59 205	114 248
	Advance payments to suppliers and contractors for capital construction, suppliers of PP&E objects	1153	-	-	-
	Income-bearing investments in tangible assets	1160	-	-	-
2.7	Financial investments	1170	28 328 101	18 333 515	12 482 468
6.6	participatory interests and shares	1170.1	14 706 008	12 438 434	12 481 485
	loans given	1170.2	13 621 032	5 893 807	-
2.9, 5.1, 6.14	Deferred tax assets	1180	977 558	-	591 017
6.4	Other fixed assets	1190	28 698 387	26 905 709	22 819 211
6.8	Long term debt receivables - in total	1191	28 110 791	26 420 803	22 563 278
	settlements with buyers and customers	1192	79 583	506 398	336 444
	advance payments provided to suppliers and contractors	1193	5 248 733	7 073 785	5 090 113
	advance payments provided to Agents (Commissioners)	1194	22 244 128	14 329 223	12 600 592
	Other receivables	1195	538 347	4 511 397	4 536 129
2.12, 5.1	Deferred income	1198	587 596	484 906	255 934
	Total for Section I	1100	60 074 611	47 314 997	38 122 472
II. CURRENT ASSETS					
2.5, 6.5	Reserves	1210	20 266 357	14 937 821	10 774 351
	Raw materials, materials and other similar assets	1211	156 477	194 344	483 633
2.6	Expenditures for work-in-progress	1212	702 252	626 280	513 820
	Finished products and goods for resale	1213	9 560 495	10 129 965	8 941 192
	Goods delivered	1214	9 847 133	3 987 232	835 706
	Other inventory stocks and expenditures	1219	-	-	-
	Value added tax on the acquired assets	1220	4 110 156	3 183 949	1 835 351
6.8	Accounts receivable	1230	48 715 062	52 744 060	34 139 588
	settlements with buyers and customers	1231	15 277 675	22 862 959	19 852 257
	Advances paid	1232	20 545 232	19 656 447	7 971 736
	Other receivables	1233	4 795 056	5 850 034	2 567 094
	VAT to be refunded from the budget	1233.1	3 794 205	4 790 588	48 592
	accrued revenue not presented for payment	1234	8 097 099	4 374 620	3 748 501
2.7, 6.6	Financial investments (except for money equivalents)	1240	1 249 581	476	5 720 218
6.7	Cash and cash equivalents	1250	103 309 465	87 520 531	19 942 518
	Monetary funds	1250.1	103 309 465	76 499 213	19 942 518

	Other current assets	1260	964 419	979 199	1 068 247
	Total for Section II	1200	178 615 040	159 366 036	73 480 273
	BALANCE	1600	238 689 651	206 681 033	111 602 745

Clarifications	Index name	Code	As of December 31 20 <u>16</u> ³	As of December 31 20 <u>15</u> ⁴	As of December 31 20 <u>14</u> ⁴
	LIABILITIES				
	III. EQUITY AND RESERVES				
6.18	Charter capital (reserve capital, charter fund, contributions of partners)	1310	350 045	350 045	350 045
	Shares repurchased	1320	(-)	(-)	(-)
	Contribution into the charter capital, received from the shareholders (participants) prior to registration of changes in the foundation documents	1330	-	-	-
	Re-assessment of fixed assets	1340	-	-	-
6.18	Additional capital (without re-assessment)	1350	63 725 724	64 278 752	63 982 161
	Reserve capital	1360	17 502	5	5
	Reserve capital formed in accordance with the law	1361	-	-	-
	Reserve capital formed in accordance with the bylaw	1362	17 502	5	5
5.1	Undistributed profit (uncovered loss)	1370	(#####)	(43 392 039)	(56 208 211)
	Total for Section III		#####	21 236 763	8 124 000
	IV. LONG-TERM LIABILITIES				
2.8, 6.12	Borrowings	1410	7 000 000	6 069 500	26 815 000
	Deferred tax liabilities	1420	-	796 368	-
	Estimated liabilities	1430	-	54 454	182 638
6.9	Other liabilities	1450	119 142 558	109 748 959	46 118 454
	Suppliers and contractors	1451	4 164 930	4 339 446	732 590
	Advances received	1452	114 843 710	105 388 481	45 381 980
	Other creditors	1453	133 918	21 032	3 884
	Total for Section IV	1400	126 142 558	116 669 281	73 116 092
	V. SHORT-TERM LIABILITIES				
2.8, 6.12	Borrowings	1510	7 650 325	26 822 153	1 676 191
6.9	Accounts payable	1520	73 010 115	41 253 364	28 390 680
	Suppliers and contractors	1521	27 739 710	28 605 442	23 735 170
	Advances received	1522	38 825 047	5 649 423	2 238 971
	Payables to employees of the company	1523	2 249	4 110	1 648
	Accounts payable to state non-budgetary funds	1524	3 938	6 863	4 519
5.3, 6.11	Tax and duty liabilities	1525	56 772	346 752	247 809
5.3	Other creditors	1526	6 382 399	6 640 774	2 162 563
	Payables under VAT from provided advances	1526.1	4 900 260	3 737 557	66 386
	Settlements under KGN	1526.2	381 136	1 802 127	927 317
	Deferred revenue	1530	-	-	-
6.13	Estimated liabilities	1540	4 673 766	699 472	295 782
	for reimbursement of losses of counteragents due to termination of the activity	1540.1	3 845 876	-	-
	Targeted financing	1546	-	-	-
	Payables to the customers	1547	-	-	-
	Other liabilities	1550	-	-	-
	Total for Section V	1500	85 334 206	68 774 989	30 362 653
		1700	238 689 651	206 681 033	111 602 745

Director
for FinanceA.I. Kozhinov
(printed name)


Chief Accountant

E.V. Samogorodskaya
(printed name)


as per Power of Attorney No. 6-687 dd. 12.04.2016

February 14, 20 17

Statement on Financial Results
for January - December 20 16

Company JSC Atomstroyexport
Taxpayer identification number _____
Type of economic activity foreign economic
Type of business/ type of ownership Joint Stock Company /
ownership of state corporations _____
Measurement unit: **thous. rubles.** (mln. rub.)

Form as per OKUD
Date (date, month, year)
as per OKPO
TIN
as per
OKVED
as per OKOPF/OKFS
as per OKEI

Codes		
0710002		
31	12	2016
48546926		
7701186067		
35.11.3		
12267	41	
384		

Clarifications	Index name	Code	Continuing operation		Discontinuing operation		Company in whole	
			For January - December 20 <u>16</u>	For January - December 20 <u>15</u>	For January - December 20 <u>16</u>	For January - December 20 <u>15</u>	For January - December 20 <u>16</u>	For January - December 20 <u>15</u>
2.10, 2.13, 5.2, 5.15, 6.16, 6.21	Revenue	2110	80 597 432	87 076 986	453 711	458 265	81 051 143	87 535 251
	Mechanical engineering products	2111	41 094 095	36 877 251	-	-	41 094 095	36 877 251
	Construction of NPPs and other industrial facilities, quality control	2112	22 238 041	15 323 387	-	-	22 238 041	15 323 387
	Design activities	2113	11 601 697	31 493 876	-	-	11 601 697	31 493 876
	Other	2117	5 663 599	3 382 472	453 711	458 265	6 117 310	3 840 737
2.11, 2.13, 5.1-2, 6.15, 6.21	Cost of goods sold	2120	(65 021 187)	(70 185 246)	(109 973)	(337 657)	(65 131 160)	(70 522 903)
	Mechanical engineering products	2121	(29 924 280)	(26 642 298)	(-)	(-)	(29 924 280)	(26 642 298)
	Construction of NPPs and other industrial facilities, quality control	2122	(21 073 612)	(17 147 294)	(-)	(-)	(21 073 612)	(17 147 294)
	Design activities	2123	(9 993 505)	(24 784 797)	(-)	(-)	(9 993 505)	(24 784 797)
	Other	2127	(4 029 790)	(1 610 857)	(109 973)	(337 657)	(4 139 763)	(1 948 514)
5.1	Gross profit (loss)	2100	15 576 245	16 891 740	343 738	120 608	15 919 983	17 012 348
	Business expenses	2210	(2 145 259)	(1 800 321)	(-)	(-)	(2 145 259)	(1 800 321)
	Management expenses	2220	(1 239 856)	(1 285 441)	(8 600)	(9 205)	(1 248 456)	(1 294 646)
5.1	Sales profit (loss)	2230	12 191 130	13 805 978	335 138	111 403	12 526 268	13 917 381
	Incomes from participation in other organizations	2310	-	660 700	-	-	-	660 700
	Interest receivable	2320	1 634 069	694 414	56	521	1 634 125	694 935
	Interest payable	2330	(2 978 531)	(2 816 311)	(-)	(-)	(2 978 531)	(2 816 311)
2.10, 5.4, 6.17, 6.21	Other revenues	2340	1 510 305	10 340 054	24 801 515	2 243 231	26 311 820	12 583 285
	revenues in a form of forfeit in case of non-fulfillment or improper fulfillment of the obligations	2341	143 959	30 630	11 274 799	-	11 418 758	30 630
	revenues from indemnity for losses caused by non- fulfillment or improper fulfillment of the obligations	2342	33 833	58 268	10 167 845	-	10 201 678	58 268
2.11, 5.4, 6.17, 6.21	Other expenses	2350	(21 775 705)	(4 904 874)	(9 809 705)	(2 595 085)	(31 585 410)	(7 499 959)
	expenses in a form of exchange rate differences	2351	(18 480 533)	(-)	(2 190 964)	(-)	(20 671 497)	(-)
	expenses in a form of indemnity for losses caused by non-fulfillment or improper fulfillment of the obligations	2352	(37 447)	(69 574)	(2 069 250)	(-)	(2 106 697)	(69 574)
5.1	Profit (loss) before taxation	2300	(9 418 732)	17 779 961	15 327 004	(239 930)	5 908 272	17 540 031
	Current profit tax	2410	1 675 792	(3 191 208)	(3 644 426)	142 262	(1 968 634)	(3 048 946)
	including permanent tax liabilities (assets)	2420	650 440	(98 408)	538 749	(308 796)	1 189 189	(407 204)
5.1	Amendment of deferred tax liabilities	2430	446 513	(652 880)	642 538	(495 492)	1 089 051	(1 148 372)
	Amendment of deferred tax assets	2450	411 882	189 689	475 236	92 421	887 118	282 110
	Other	2460	(17 843)	(505 758)			(17 843)	(505 758)

Clarifications	Index name	Code	Continuing operation		Discontinuing operation		Company in whole	
			For January - December 20 <u>16</u>	For January - December 20 <u>15</u>	For January - December 20 <u>16</u>	For January - December 20 <u>15</u>	For January - December 20 <u>16</u>	For January - December 20 <u>15</u>
	Reallocation of income tax within consolidated group of taxpayers	2470	0	(160 631)	631 188	(142 262)	631 188	(302 893)
5.1	Net profit (loss)	2400	(6 902 388)	13 459 173	13 431 540	(643 001)	6 529 152	12 816 172

Form 0710002 c. 2

Clarifications	Index name	Code	for <u>Jan-Dec</u> 20 <u>16</u>	for <u>Jan-Dec</u> 20 <u>15</u>	for <u>Jan-Dec</u> 20 <u>16</u>	for <u>Jan-Dec</u> 20 <u>15</u>	for <u>Jan-Dec</u> 20 <u>16</u>	for <u>Jan-Dec</u> 20 <u>15</u>
	FOR REFERENCE:							
	Result of non-current assets revaluation not included in net profit (loss) of the period	2510						
	Result of other transactions not included in net profit (loss) of the period	2520	(500 461)	242 994	(52 567)	53 597	(553 028)	296 591
5.1	Consolidated financial result of the period	2500	(7 402 849)	13 702 167	13 378 973	(589 404)	5 976 124	13 112 763
6.18	Basic profit (loss) per share	2900	-	(1)	-	-	(-)	(1)
	Diluted profit (loss) per share	2910	-	-	-	-	-	-

Director A.I. Kozhinov
(printed name)

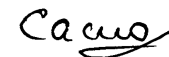


for Finance as per Power of Attorney No. 6-687 dd. 12.04.2016

" February 14, 20 17

Chief

Accountant E.V. Samogorodskaya
(printed name)



Statement of Changes in Capital for 2016

Company Joint Stock Company Atomstroyexport
Taxpayer identification number _____
Type of Generation of electric power by nuclear power plants, including the activity for
economic activity ensuring operability of power plants
Type of business/ type of ownership _____
joint stock company / mixed
Measurement unit: thous. rubles

Form as per OKUD

Date (date, month, year)

as per OKPO

TIN

as per OKVED

as per OKOPF/OKFS

as per OKEI

Codes		
0710003		
31	12	2016
48546926		
7701186067		
35.11.3		
12267	14	
384 (385)		

1. Capital Flow

Index name	Code	Authorized capital	Shares repurchased	Contribution into the charter capital, received from the shareholders prior to registration of changes in the foundation	Premium on capital stock	Reserve capital	Undistributed profit (uncovered loss)	Total
Amount of the capital as of December 31, 2014	3100	350 045	-	-	63 982 161	5	(56 208 211)	8 124 000
<u>For 2 15</u>								
Increase in the capital - in total:	3210	-	-	-	2 575 844	-	12 816 172	15 392 016
including:								
net profit	3211	-	-	-	-	-	12 816 172	12 816 172
re-assessment of the property	3212	-	-	-	-	-	-	-
revenues related directly to increase in the capital	3213	-	-	-	2 575 844	-	-	2 575 844
additional issue of shares	3214	-	-	-	-	-	-	-
Increase in the nominal value of shares	3215	-	-	-	-	-	-	-
reorganization of the legal entity	3216	-	-	-	-	-	-	-
use of industry reserves for investment purposes	3217	-	-	-	-	-	-	-
Contribution into the charter capital prior to registration of changes in the foundation	3218	-	-	-	-	-	-	-
Index name	Code	Authorized capital	Shares repurchased	Contribution into the charter capital, received from the shareholders prior to registration of changes in the foundation documents	Premium on capital stock	Reserve capital	Undistributed profit (uncovered loss)	Total
Decrease in the capital - in total:	3220	(-)	(-)	(-)	(2 279 253)	(-)	(-)	(2 279 253)
including:								
loss	3221	(-)	(-)	(-)	(-)	(-)	(-)	(-)
re-assessment of the property	3222	(-)	(-)	(-)	(-)	(-)	(-)	(-)

revenues related directly to decrease in the capital	3223	(-)	(-)	(-)	(2 279 253)	(-)	(-)	(2 279 253)
decrease in the nominal value of shares	3224	(-)	(-)	(-)	(-)	(-)	(-)	(-)
decrease in the quantity of shares	3225	(-)	(-)	(-)	(-)	(-)	(-)	(-)
reorganization of the legal entity	3226	(-)	(-)	(-)	(-)	(-)	(-)	(-)
dividends	3227	(-)	(-)	(-)	(-)	(-)	(-)	(-)
Contribution into the charter capital prior to registration of changes in the foundation documents	3228	(-)	(-)	(-)	(-)	(-)	(-)	(-)
Change in the additional capital	3230	-	-	-	-	-	-	-
Change in the reserve capital	3240	-	-	-	-	-	-	-
Amount of the capital as of December 31, 2015 For 2 16	3200	350 045	-	-	64 278 752	5	(43 392 039)	21 236 763
Increase in the capital - in total:	3310	-	-	-	1 292 340	0	6 529 152	7 821 492
including:								
net profit	3311	-	-	-	-	-	6 529 152	6 529 152
re-assessment of the property	3312	-	-	-	-	-	-	-
revenues related directly to increase in the capital	3313	-	-	-	1 292 340	-	-	1 292 340
additional issue of shares	3314	-	-	-	-	-	-	-
Increase in the nominal value of shares	3315	-	-	-	-	-	-	-
reorganization of the legal entity	3316	-	-	-	-	-	-	-
use of industry reserves for investment purposes	3317	-	-	-	-	-	-	-
Contribution into the charter capital prior to registration of changes in the foundation documents	3318	-	-	-	-	-	-	-
Decrease in the capital - in total:	3320	(-)	(-)	(-)	(1 845 368)	(-)	(0)	(1 845 368)
including:								
loss	3321	(-)	(-)	(-)	-	(-)	(-)	(0)
re-assessment of the property	3322	(-)	(-)	(-)	-	(-)	(-)	(0)
revenues related directly to decrease in the capital	2223	(-)	(-)	(-)	(1 845 368)	(-)	(-)	(1 845 368)
decrease in the nominal value of shares	3324	(-)	(-)	(-)	(-)	(-)	(-)	(0)
decrease in the quantity of shares	3325	(-)	(-)	(-)	(-)	(-)	(-)	(0)
reorganization of the legal entity	3326	(-)	(-)	(-)	(-)	(-)	(-)	(0)
dividends	3327	(-)	(-)	(-)	(-)	(-)	(-)	(0)
registration of changes in the foundation documents	3328	(-)	(-)	(-)	(-)	(-)	(-)	(0)
Change in the additional capital	3330	-	-	-	-	-	-	-
Change in the reserve capital	3340	-	-	-	-	17 497	(17 497)	-
Amount of the capital as of December 31, 2016	3300	350 045	-	-	63 725 724	17 502	(36 880 384)	27 212 887

2. Adjustments in Connection with Changes in Accounting Policy and Correction of Errors

Index name	Code	As of December 31, 20 <u>14</u>	Changes in the capital for 20 <u>15</u>		As of December 31, 20 <u>15</u>
			due to net revenue (loss)	due to other factors	
Capital - in total					
prior to adjustments	3400	8 153 018	12 844 202	296 591	21 293 811
adjustments due to:					
changes of the accounting policy	3410	(29 018)	(28 030)	-	(57 048)
correction of errors	3420	-	-	-	-
after adjustments	3500	8 124 000	12 816 172	296 591	21 236 763
including:					
retained profit (uncovered loss)					
prior to adjustments	3401	(56 179 193)	12 844 202	-	(43 334 991)
adjustments due to:					
changes of the accounting policy	3411	(29 018)	(28 030)	-	(57 048)
correction of errors	3421	-	-	-	-
after adjustments	3501	(56 208 211)	12 816 172		(43 392 039)
other articles of the capital, where the adjustments were made: (as per the articles)					
prior to adjustments	3402	64 332 211	-	296 591	64 628 802
adjustments due to:					
changes of the accounting policy	3412	-	-	-	-
correction of errors	3422	-	-	-	-
after adjustments	3502	64 332 211	-	296 591	64 628 802

3. Net Assets

Index name	Code	As of December 31, 20 <u>16</u>	As of December 31, 20 <u>15</u>	As of December 31, 20 <u>14</u>
Net Assets	3600	27 212 887	21 236 763	8 124 000


Director
for Finance

A.I. Kozhinov
(printed name)



Chief
Accountant

E.V. Samogorodskaya
(printed name)



As per Power of Attorney No. 6-687 dd.
12.04.2016

February 14, 20 17

CASH FLOW STATEMENT

for 2016

Company Joint Stock Company Atomstroyexport

Taxpayer identification number

Generation of electric power by nuclear power plants, including the activity for ensuring operability of power plants

Type of economic activity

Type of business/ type of ownership

joint stock company / ownership of state corporations

Measurement unit: thous. RUB/млн-руб.-(delete as applicable)

Form as per OKUD

Date (dd. mm.yyyy)

as per OKPO

TIN

as per OKVED

acc. OKOPF/OKFS

as per OKEI

Codes		
0710004		
31	12	2016
48546926		
7701186067		
35.11.3		
67	41	
384		

Index name	Code	Continuing operation		Discontinuing operation		Company in whole	
		for year 20 16	for year 20 15	for year 20 16	for year 20 15	for year 20 16	for year 20 15
Cash flow from operating activities							
Income - total	4110	121 391 462	158 057 592	41 231 571	351 004	162 623 033	158 408 596
including:							
From sale of products, goods, work and services	4111	111 772 396	156 466 548	41 208 019	-	152 980 415	156 466 548
Rental charges, license fees, royalties, commission fees and similar charges	4112	222 115	210 930	1 377	-	223 492	210 930
From resale of financial assets	4113	-	-	-	-	-	-
Other income	4119	9 396 951	1 380 114	22 175	351 004	9 419 126	1 731 118
Payments - total	4120	(98 928 779)	(99 166 316)	(1 629 597)	(841 633)	(100 558 376)	(100 007 949)
including:							
To suppliers (contractors) for raw products, materials, works, services	4121	(77 695 693)	(83 579 286)	(1 619 164)	(806 109)	(79 314 857)	(84 385 395)
In connection with remuneration of employees	4122	(1 031 737)	(1 111 741)	(5 697)	(5 880)	(1 037 434)	(1 117 621)
Interest on debt liabilities	4123	(3 480 663)	(3 178 461)	(-)	(-)	(3 480 663)	(3 178 461)
tax on profits of organizations	4124	(-)	(-)	(-)	(-)	(-)	(-)
Other payments	4129	(16 720 687)	(11 296 828)	(4 736)	(29 644)	(16 725 423)	(11 326 472)
Balance of cash flow from current transactions	4100	22 462 683	58 891 274	39 601 974	(490 629)	62 064 657	58 400 647
Cash flow from investing activities							
Income - total	4210	835 046	24 237 246	771	-	835 817	24 237 246
including:							
From sales of non-current assets (except for financial investments)	4211	133	345	771	-	904	345
From sales of shares of other organizations (participatory interest)	4212	-	500 000	-	-	-	500 000
From repayment of granted loans, from sales of debt securities (rights of claim on financial assets against third parties)	4213	789 037	22 653 513	-	-	789 037	22 653 513
Dividends, interest on debt financial investments and similar receipts from participatory interest in other organizations	4214	45 876	938 952	-	-	45 876	938 952
including:							
Received dividends and similar receipts from participatory interest in other organizations	4230	-	660 700	-	-	-	660 700
interest received on debt financial investments	4231	45 876	278 252	-	-	45 876	278 252
Other income	4219	-	144 436	-	-	-	144 436
Payments - total	4220	(13 056 369)	(24 345 368)	(0)	(115)	(13 056 369)	(24 345 483)
including:							
In connection with acquisition, creation, modernization, reconstruction and preparation for usage of non-current assets	4221	(72 298)	(93 033)	(0)	(115)	(72 298)	(93 148)


Index name	Code	Continuing operation		Discontinuing operation		Company in whole	
		for <u>year</u> 20 <u>16</u>	for <u>year</u> 20 <u>15</u>	for <u>year</u> 20 <u>16</u>	for <u>year</u> 20 <u>15</u>	for <u>year</u> 20 <u>16</u>	for <u>year</u> 20 <u>15</u>
In connection with acquisition of shares of other organizations (participatory interest)	4222	(2 280 000)	(-)	(-)	(-)	(2 280 000)	(-)
In connection with acquisition of debt securities (rights of claim on financial assets against third parties), granting of loans to third countries	4223	(10 700 907)	(24 252 335)	(-)	(-)	(10 700 907)	(24 252 335)
including:							
In connection with acquisition of debt securities	4223.1	(-)	(-)	(-)	(-)	(-)	(-)
Provision of loans to third parties	4223.2	(10 700 907)	(24 251 962)	(-)	(-)	(10 700 907)	(24 251 962)
Deposits for a period more than 3 months	4223.3	(-)	(373)	(-)	(-)	(-)	(373)
Interest on debt liabilities included in the value of an investment asset	4224	(-)	(-)	(-)	(-)	(-)	(-)
Other payments	4229	(3 164)	(-)	(-)	(-)	(3 164)	(-)
Cash flow from investing activities	4200	(12 221 323)	(108 122)	771	(115)	(12 220 552)	(108 237)
Cash flows from financial operations							
Income - total	4310	19 920 000	17 383 609	-	-	19 920 000	17 383 609
including:							
Obtaining of credits and loans	4311	19 920 000	17 383 609	-	-	19 920 000	17 383 609
Monetary contributions from owners (participants)	4312	-	-	-	-	-	-
from issue of shares, increase in participatory interest	4313	-	-	-	-	-	-
from issue of bonds, promissory notes and other debt securities, etc.	4314	-	-	-	-	-	-
Budget allocations and other targeted funding	4315	-	-	-	-	-	-
Other income	4319	-	-	-	-	-	-
Payments - total	4320	(38 167 482)	(15 951 283)	(-)	(-)	(38 167 482)	(15 951 283)
including:							
Payments to owners (participants) in connection with repurchase of shares (participatory interest) of the company or cessation of their membership	4321	(-)	(-)	(-)	(-)	(-)	(-)
Payments of dividends and payment in connection with distribution of profit among owners (participants)	4322	(-)	(-)	(-)	(-)	(-)	(-)
In connection with redemption (repurchase) of promissory notes and other debt securities, return of credit and loans	4323	(38 115 500)	(13 022 104)	(-)	(-)	(38 115 500)	(13 022 104)
Other payments	4329	(51 982)	(2 929 179)	(-)	(-)	(51 982)	(2 929 179)
		(-)	(2 701 223)	(-)	(-)	(-)	(2 701 223)
Balance of cash flows from financial operations	4300	(18 247 482)	1 432 326	-	-	(18 247 482)	1 432 326
Balance of cash flows for the reporting period	4400	(8 006 122)	59 233 992	39 602 745	(490 744)	31 596 623	59 724 736
Balance of cash and cash equivalents at the beginning of the reporting period	4450	-	-	-	-	87 520 531	19 942 518
Balance of cash and cash equivalents at the end of the reporting period	4500	-	-	-	-	103 309 465	87 520 531
Incidents of changes in the exchange rates of foreign currencies against the ruble	4490	(15 723 610)	7 810 990	(84 079)	42 287	(15 807 689)	7 853 277

Director A.I. Kozhinov
(printed name)



Chief Accountant

E.V. Samogorodskaya
(printed name)



for Finance

By Power of Attorney No. 6-687 dd. 12.04.2016

February 14, 20 17

Accounting Statements of JSC Atomenergoproekt

BALANCE SHEET

as of December 31, 20 16

Company Joint Stock Company Atomenergoproekt
Taxpayer identification number _____

Form as per OKUD
Date (date, month, year) _____
as per OKPO
TIN _____

Type of economic activity Activity in the sphere of engineering survey, engineering and technical as per OKVED

Legal organizational form/ form of ownership Joint Stock Company

Ownership of state corporations _____ as per OKOPF/OKFS

Measurement unit: thous. RUR _____ as per OKEI

Location (address) Bakuninskaya 7, bld.1, Moscow, Russia, 107996

Codes		
0710001		
31	12	2016
08634359		
7701796320		
71.12		
12267	61	
384		

Clarifications	Index name	Code	As of December 31, 20 16	As of December 31, 20 15	As of December 31, 20 14
ASSETS					
I. FIXED ASSETS					
7.1	Intangible assets	1110	8 389	7 892	2 841
7.	Results of research and development	1120	23 524	28 524	33 524
-	Non-financial development assets	1130	-	-	-
-	Financial development assets	1140	-	-	-
7.3	PP&E (property, plant and equipment)	1150	1 273 279	1 235 097	1 389 647
7.3	Buildings, machinery and other PP&E	1151	1 128 921	1 193 810	1 356 337
7.3	Unaccomplished capital investments into PP&E	1152	141 712	38 725	28 441
7.8	Advance payments which are paid to capital construction suppliers and contractors, and suppliers of PP&E	1153	2 646	2 562	4 869
7.3	Income-bearing investments in tangible assets	1160	26 506	0	0
7.6	Financial investments	1170	82 420	167 285	326 124
7.16	Deferred tax assets	1180	466 980	421 322	316 124
7.4,7.8	Other fixed assets	1190	1 103 767	1 761 089	1 847 383
7.4,7.8	Deferred expenses for software licenses	1190-1	252 154	378 204	489 722
7.4,7.8	Settlements with the customer under construction/services contracts, according to the percentage completion	1190-2	244 204	541 943	2 687
7.4,7.8	Settlements on insurance operations with PP&E, intangible assets, capital investments, R&D	1190-3	405 275	634 877	1 290 696
7.4,7.8	VAT for advance payments received	1190-4	113 881	-	-
7.4,7.8	Miscellaneous	1190-5	88 253	206 065	64 278
7.4,7.8	Advance payments to the Agents / Commission Agents on reimbursement of expenses of production character	1190-6	-	-	-
	Total for Section I	1100	2 984 865	3 621 209	3 915 643
II. CURRENT ASSETS					
7.5	Inventory stocks	1210	5 140 588	6 677 156	7 693 390
7.5	raw materials, materials and other similar assets	1211	2 069 237	2 590 097	2 554 569
7.5	expenditures for work-in-progress	1212	12 065	424	80
7.5	finished products and goods for resale	1213	3 059 286	4 086 635	5 138 741
7.5	goods delivered	1214	-	-	-
7.5	other inventory stocks and expenditures	1219	-	-	-
7.12	Value added tax on the acquired assets	1220	63 617	63 378	189 382
7.8	Accounts receivable	1230	16 081 198	17 722 016	30 065 452
7.8	settlements with buyers and customers	1231	10 580 874	10 007 642	11 761 252
7.8	advances paid	1232	4 387 144	6 840 349	17 013 865
7.8	other receivables	1233	433 495	284 518	524 047

7.8.7.18	accrued revenue not presented for payment	1234	679 685	589 507	766 288
7.6	Financial investments (except for money equivalents)	1240	406 622	1 409 104	159 500
7.7	Cash and money equivalents	1250	3 377 074	146 102	283 571
7.4.7.8	Other current assets	1260	875 129	1 389 608	4 170 983
7.8	VAT for advance payments received	1260-1	866 007	1 352 388	4 151 563
7.8	Shortages and losses from valuables damage	1260-2	845	26	26
7.4.7.8	Deferred expenses for software licenses	1260-3	8 277	37 194	19 394
	Total for Section II	1200	25 944 228	27 407 364	42 562 278
	BALANCE	1600	28 929 093	31 028 573	46 477 921

Form 0710001 p. 2

Clarifications	Index name	Code	As of <u>December 31,</u> 20 <u>16</u>	As of December 31, 20 <u>15</u>	As of December 31, 20 <u>14</u>
	LIABILITIES				
	III. EQUITY AND RESERVES				
1	Equity capital (joint stock capital, legal capital, contributions of partners)	1310	1 547 504	1 547 504	1 547 504
-	Treasury shares	1320	-	-	-
-	Contribution into equity capital received from	1330	-	-	-
-	Re-assessment of fixed assets	1340	-	-	-
1	Additional capital (without re-assessment)	1350	401 702	401 702	401 702
1	Reserve capital	1360	77 375	77 375	77 375
-	reserve funds formed in accordance with the law	1361	-	-	-
1	reserve capital formed in accordance with the bylaw	1362	77 375	77 375	77 375
1	Undistributed profit (uncovered loss)	1370	2 131 756	2 829 407	1 843 583
	Total for Section III	1300	4 158 337	4 855 988	3 870 164
	IV. LONG-TERM LIABILITIES				
7.13	Loans and credits	1410	-	-	-
7.16.	Deferred tax liabilities	1420	-	-	-
7.15	Estimated liabilities	1430	-	-	-
7.10	Other liabilities	1450	2 500 123	2 286 102	743 039
7.10	Settlements with suppliers for works and services of production character	1450-1	-	269 654	-
7.10	Settlements on advance payments with customers under construction / services contracts	1450-2	2 423 864	1 708 206	-
7.10	Settlements on property and personal insurance for operations with PP&E, intangible assets, capital	1450-3	64 395	308 012	742 000
7.10	Settlements for deposited sums	1450-4	-	230	1 039
7.10	VAT for advances paid (recalculated)	1450-5	11 864	-	-
	Total for Section IV	1400	2 500 123	2 286 102	743 039
	V. SHORT-TERM LIABILITIES				
7.13	Loans and credits	1510	7 772 881	2 391 562	1 450 754
7.10	Accounts payable	1520	13 405 246	20 189 800	38 328 687
7.10	suppliers and contractors	1521	5 901 385	9 870 337	9 327 856
7.10.7.18	advances received	1522	5 677 080	8 863 311	27 212 427
7.10	payables to employees of the company	1523	4 669	4 907	4 676
7.10.7.12	accounts payable to state non-budgetary funds	1524	77 950	9 479	24 980
7.10.7.12	tax and duty liabilities	1525	1 158 589	433 695	193 572
7.10	other creditors	1526	585 573	1 008 071	1 565 176
7.10	Settlements with a responsible CTG participant / Tax	1526-1	-	478 801	291 830
7.10	VAT for advances paid	1526-2	355 950	380 798	602 631
7.10	VAT for construction contracts	1526-3	96 342	84 627	112 129
7.10	Miscellaneous	1526-4	133 281	63 845	558 586
1	Deferred revenue	1530	67	85	104
7.15	Estimated liabilities	1540	1 092 439	1 305 036	2 085 173
-	Targeted financing	1546	-	-	-
-	Payables to the customers	1547	-	-	-
-	Other liabilities	1550	-	-	-
	Total for Section V	1500	22 270 633	23 886 483	41 864 718
	BALANCE	1700	28 929 093	31 028 573	46 477 921

First Deputy General Director

L.V. Egorov

(printed name)

February 28,

20 17

Chief

Accountant

E.V. Samogorodskaya

(printed name)

Ca mo

Statement on Financial Results

for January-December 20 16

Company Joint Stock Company Atomenergoproekt
Taxpayer identification number
Type of economic

Form as per OKUD
Date (date, month, year)
as per OKPO
TIN
as per

Activity Activity in the sphere of engineering survey, engineering and technical designing, construction project management, construction control and design supervision, provision of technical consultations in these spheres OKVED

Type of business/ type of ownership joint-stock company/property of state corporations as per OKOPF/OKFS

Measurement unit: thous. RUR as per OKEI

Codes		
0710002		
31	12	2016
08634359		
7701796320		
71.12		
12267	61	
384		

Clarifications	Index name	Code	For Jan.-Dec 20 16	For Jan.-Dec 20 15
7.17	Revenue	2110	35 963 829	47 418 268
7.17	Design and survey works, services	2111	8 282 462	11 398 426
7.17	General Contractor's services during nuclear power plant construction	2112	19 267 397	23 571 913
7.17	Equipment sale to the Customer for nuclear power plant construction	2113	8 369 689	12 430 658
7.17	Other	2114	44 281	17 271
7.17	Cost of sales	2120	(33 457 619)	(41 990 856)
7.17	Design and survey works, services	2121	(4 830 819)	(6 239 821)
7.17	General Contractor's services during nuclear power plant construction	2122	(19 738 005)	(23 744 619)
7.17	Equipment sale to the Customer for nuclear power plant construction	2123	(8 762 609)	(11 776 361)
7.17	Other	2124	(126 186)	(230 055)
	Gross profit (loss)	2100	2 506 210	5 427 412
1	Business expenses	2210	(560 731)	(698 590)
1	Administrative expenses	2220	(1 509 749)	(1 893 433)
	Sales profit (loss)	2200	435 730	2 835 389
7.19	Participation capital	2310	8 245	1 170
7.19	Interest receivable	2320	210 747	90 628
7.19	Interest payable	2330	(974 005)	(805 178)
7.19	Other revenues	2340	1 024 989	1 160 773
7.19	Other expenses	2350	(1 393 629)	(1 779 676)
7.17,7.19	Profit (loss) before tax	2300	(687 923)	1 503 106
7.16	Current profit tax	2410	55 700	(484 801)
7.16	including permanent tax liabilities (assets)	2421	(37 975)	(42 876)
7.16	Amendment of deferred tax liabilities	2430	(33 629)	(406 366)
7.16	Amendment of deferred tax assets	2450	79 187	547 904
7.16	Other	2460	(55 286)	1 510
7.16	Reallocation of income tax within consolidated group of taxpayers	2465	(55 700)	1 021
7.20	Net profit (loss)	2400	(697 651)	1 162 374

Form 0710002 c. 2

Clarifications	Index name	Code	For Jan.-Dec 20 16	For Jan.-Dec 20 15
-	Result of non-current assets revaluation not included in net profit (loss) of the period	2510	-	-
-	Result of other settlements not included in net profit (loss) of the period	2520	-	-
7.20	Consolidated financial result of the period ⁶	2500	(697 651)	1 162 374
7.20	for reference profit (loss) per share Basic	2900	-	-
-	Diluted profit (loss) per share	2910	-	-

First Deputy L.V. Egorov
General Director (print full name)

Chief accountant E.V. Samogorodskaya
(print full name)

February 28, 20 17

Statement of Changes in Capital for 2016
January - December 16

Company JSC Atomenergoproekt
Taxpayer identification number _____

Type of economic activity activity in the sphere of engineering survey, engineering and technical designing, construction project management, construction control and design supervision, provision of technical consultations in these spheres

Type of business/ type of ownership Joint Stock Company

Ownership of state corporations _____

Measurement unit: thous. RUR

Form as per OKUD

Date (date, month, year)

as per OKPO

TIN

as per OKVED

as per OKOPF/OKFS

as per OKEI

Codes		
0710003		
31	12	2016
08634359		
7701796320		
71.12		
12267	61	
384		

1. Capital Flow

Index name	Code	Authorized capital	Shares repurchased	Contribution into the charter capital, received from the shareholders prior to registration of changes in the foundation documents	Premium on capital stock	Reserve capital	Undistributed profit (uncovered loss)	Total
Amount of the capital as of December 31, 2014	3100	1 547 504	-	-	401 702	77 375	1 843 583	3 870 164
<u>For 20 15</u>								
Increase in the capital - in total:	3210	-	-	-	-	-	1 163 145	1 163 145
including:								
net profit	3211	-	-	-	-	-	1 162 374	1 162 374
re-assessment of the property	3212	-	-	-	-	-	-	-
revenues related directly to increase in the capital	3213	-	-	-	-	-	-	-
additional issue of shares	3214	-	-	-	-	-	-	-
Increase in the nominal value of shares	3215	-	-	-	-	-	-	-
reorganization of the legal entity	3216	-	-	-	-	-	771	771
use of industry reserves for investment purposes	3217	-	-	-	-	-	-	-
Contribution into the charter capital prior to registration of changes in the foundation documents	3218	-	-	-	-	-	-	-

Index name	Code	Authorized capital	Shares repurchased	Contribution into the charter capital, received from the shareholders prior to registration of changes in the foundation documents	Premium on capital stock	Reserve capital	Undistributed profit (uncovered loss)	Total
Decrease in the capital - in total:	3220	-	-	-	-	-	(177 321)	(177 321)
including:								
loss	3221	-	-	-	-	-	-	-
re-assessment of the property	3222	-	-	-	-	-	-	-
revenues related directly to decrease in the capital	3223	-	-	-	-	-	-	-
decrease in the nominal value of shares	3224	-	-	-	-	-	-	-
decrease in the quantity of shares	3225	-	-	-	-	-	-	-
reorganization of the legal entity	3226	-	-	-	-	-	(177 321)	(177 321)
dividends	3227	-	-	-	-	-	-	-
Contribution into the charter capital prior to registration of changes in the foundation documents	3228	-	-	-	-	-	-	-
Change in the additional capital	3230	-	-	-	-	-	-	-
Change in the reserve capital	3240	-	-	-	-	-	-	-
Amount of the capital as of December 31, 2015	3200	1 547 504	-	-	401 702	77 375	2 829 407	4 855 988
For 2016								
Increase in the capital - in total:	3310	-	-	-	-	-	-	-
including:								
net profit	3311	-	-	-	-	-	-	-
re-assessment of the property	3312	-	-	-	-	-	-	-
revenues related directly to increase in the capital	3313	-	-	-	-	-	-	-
additional issue of shares	3314	-	-	-	-	-	-	-
Increase in the nominal value of shares	3315	-	-	-	-	-	-	-
reorganization of the legal entity	3316	-	-	-	-	-	-	-
use of industry reserves for investment purposes	3317	-	-	-	-	-	-	-
Contribution into the charter capital prior to registration of changes in the foundation documents	3318	-	-	-	-	-	-	-
Decrease in the capital - in total:	3320	-	-	-	-	-	(697 651)	(697 651)
including:								
loss	3321	-	-	-	-	-	(697 651)	(697 651)
re-assessment of the property	3322	-	-	-	-	-	-	-
revenues related directly to decrease in the capital	3323	-	-	-	-	-	-	-
decrease in the nominal value of shares	3324	-	-	-	-	-	-	-
decrease in the quantity of shares	3325	-	-	-	-	-	-	-
reorganization of the legal entity	3326	-	-	-	-	-	-	-
dividends	3327	-	-	-	-	-	-	-
Contribution into the charter capital prior to registration of changes in the foundation documents	3328	-	-	-	-	-	-	-
Change in the additional capital	3330	-	-	-	-	-	-	-
Change in the reserve capital	3340	-	-	-	-	-	-	-
Amount of the capital as of December 31, 2016	3300	1 547 504	-	-	401 702	77 375	2 131 756	4 158 337

2. Adjustments in Connection with Changes in Accounting Policy and Correction of Errors

Index name	Code	As of December 31, 20 <u>15</u> 16	Changes in the capital for 20 <u>15</u>		As of December 31, 20 <u>16</u>
			due to net revenue (loss)	due to other factors	
Capital - in total					
prior to adjustments	3400	-	-	-	-
adjustments due to:					
changes of the accounting policy	3410	-	-	-	-
correction of errors	3420	-	-	-	-
after adjustments	3500	-	-	-	-
including:					
retained profit (uncovered loss)					
prior to adjustments	3401	-	-	-	-
adjustments due to:					
changes of the accounting policy	3411	-	-	-	-
correction of errors	3421	-	-	-	-
after adjustments	3501	-	-	-	-
other articles of the capital, where the adjustments were made:					
(as per the articles)					
prior to adjustments	3402	-	-	-	-
adjustments due to:					
changes of the accounting policy	3412	-	-	-	-
correction of errors	3422	-	-	-	-
after adjustments	3502	-	-	-	-

3. Net Assets

Index name	Code	As of December 31, 20 <u>16</u>	As of December 31, 20 <u>15</u>	As of December 31, 20 <u>14</u> 16
Net Assets	3600	4 158 404	4 856 073	3 870 268

First Deputy

General L.V. Egorov
 Director (printed name)

February 28, 20 17

Chief

Accountant

E.V. Samogorodskaya
 (printed name)

CASH FLOW STATEMENT

for January - December 20 16

Codes

Form as per OKUD 0710004
Date (dd, mm, yyyy) 31 12 2016
as per OKPO 08634359
TIN 7701796320

Company Joint Stock Company Atomenergoproekt
Taxpayer identification number

Type of economic activity activity in the field of engineering surveys, engineering and technical design, construction project management, construction monitoring and designer's construction supervision, provision of technical consultations in these areas.

Type of business/ type of ownership

Joint Stock Company/ Ownership of state corporations

Measurement unit: thous. RUR

as per OKVED 71.12

as per OKOPF/OKFS 12267 61

as per OKEI 384

Index name	Code	for January - December 20 16	for January - December 20 15 ²
Cash flow from current transactions			
Income - total	4110	34283647	45212037
including:			
From sale of goods, products, works and services	4111	33276890	37991521
Rental charges, license fees, royalties, commission fees and similar charges	4112	23380	64199
From resale of financial assets	4113	0	0
Other income	4119	983377	7156317
Payments - total	4120	-37178156	-44837628
including:			
Payments to suppliers (contractors) for raw products, materials, works, services	4121	-30837294	-33913739
In connection with remuneration of employees	4122	-4695721	-5360821
Interest on debt liabilities	4123	-972687	-804369
tax on profits of organizations	4124	-592653	-258992
including ULCS	4125	-592653	-258992
Other payments	4129	-79801	-4499707
Balance of cash flow from current transactions	4100	-2894509	374409
Cash flow from investing activities			
Income - total	4210	2439576	55031
including:			
From sales of non-current assets (except for financial investments)	4211	8826	0
From sales of non-current assets (except for financial investments)	4212		0
From repayment of granted loans, from sales of debt securities (rights of claim on financial assets against third parties)	4213	2402692	20000
Dividends, interest on debt financial investments and similar receipts from participatory interest in other organizations	4214	28058	35031
Other income	4219		
Payments - total	4220	-1666156	-1430303
including:			
In connection with acquisition, creation, modernization, reconstruction and preparation for usage of non-current assets	4221	-206556	-49991
In connection with acquisition of shares of other organizations (participatory interest)	4222		0
In connection with acquisition of debt securities (rights of claim on financial assets against third parties), granting of loans to third parties)	4223	-1459600	-1380055
Interest on debt liabilities included in the value of an investment asset	4224		0
Other payments	4229		-257
Balance of cash flow from investing activities	4200	773420	-1375272

Index name	Code	for January - December	for January - December
		20 16	20 15 ²
Cash flows from financial operations			
Income - total	4310	33455000	47648030
including:			
Obtaining of credits and loans	4311	33455000	47648030
monetary contributions from owners (participants)	4312		0
From issues of shares, increase in participatory interest	4313		0
From issues of bonds, promissory notes and other debt securities, etc.	4314		0
Budget allocations and other targeted funding	4315		0
Other income	4319		0
Payments - total	4320	-28102212	-46785379
including:			
Payments to owners (participants) in connection with repurchase of shares (participatory interest) of the company or cessation of their membership	4321		0
Payments of dividends and payments in connection with distribution profit among owners (participants)	4322	-6611	0
in connection with redemption (repurchase) of promissory notes and other debt securities, return of credits and loans	4323	-28075000	-46708030
Other payments	4329	-20601	-77349
Balance of cash flows from financial operations	4300	5352788	862651
Balance of cash flows for the reporting period	4400	3231699	-138212
Balance of cash and cash equivalents at the beginning of the reporting period	4450	145947	283571
Balance of cash and cash equivalents at the end of the reporting period	4500	3377074	145947
Incidence of changes in the exchange rates of foreign currencies against the ruble	4490	-572	588

First Deputy
General Director

Egorov L.V.
(printed name)

E.V. Samogorodskaya
(printed name)

February 28, 2017

Accounting Statements of JSC ATOMPROEKT

Balance Sheet as of December 31, 20 16

Company JSC ATOMPROEKT as per OKPO
 Taxpayer identification number TIN
 Type of economic activity Scientific research and development in natural and technical sciences as per OKVED
 Legal organizational form/ form of ownership joint stock company/
 State corporations ownership as per OKOPF/OKFS
 Measurement unit: thous. rubles (mln. rub.) as per OKEI
 Location (address) 82 Savushkin str., St. Petersburg 197183

Codes		
0710001		
31	12	2016
07626010		
7814417371		
72.19		
12267	61	
384		

Clarifications	Index name	Code	As of December 31 20 16 r.	As of December 31 20 15 r.	As of December 31 20 14 r.
	Assets				
	I. FIXED ASSETS				
6.1	Intangible assets	1110	20 641	17 379	17 307
6.2, 6.7	Results of research and development	1120	179 531	199 314	-
	Non-financial development assets	1130	-	-	-
	Financial development assets	1140	-	-	-
	PP&E (property, plant and equipment)	1150	687 611	681 408	689 255
6.3	Buildings, machinery and other PP&E	1151	665 942	598 741	614 478
6.3	Unaccomplished capital investments into PP&E	1152	21 669	81 881	74 777
6.7	Advance payments which are paid to capital construction suppliers and contractors, suppliers of PP&E	1153	-	786	-
	Income-bearing investments in tangible assets	1160	-	-	-
6.4	Financial investments	1170	-	-	-
	Deferred tax assets	1180	79 375	228 274	-
6.1, 6.7	Other fixed assets	1190	636 422	345 436	1 733 832
	including :				
	VAT for advance payments received from the buyers and customers under the long-term contracts	11901	558	68 472	1 168 841
	Advances paid under the long-term contracts	11902	-	-	205 209
	Accounts receivable for settlements with buyers and customers under the long-term contracts	11903	409 440	-	-
	Accounts receivable for settlements with other debtors under the long-term contracts	11904	79 531	79 455	-
	Research and development, experimental engineering and technological works	11905	50 813	71 533	190 772
	Expenses for software, licenses with a usage period more than one year	11906	77 369	89 296	87 828
	Objects for sale	11907	18 711	36 051	81 182
	Advances paid to R&D suppliers	11908	-	630	-
	Total for Section I	1100	1 603 580	1 471 811	2 440 394
	II. CURRENT ASSETS				
6.6	Inventory stocks	1210	316 031	631 793	1 039 613
	raw materials, materials and other similar assets	1211	48 654	72 507	82 413
	expenditures for work-in-progress	1212	222 807	554 257	122 628
	finished products and goods for resale	1213	44 570	5 029	823 705
	dispatched goods	1214	-	-	10 867
	other inventory stocks and expenditures	1219	-	-	-
	Value added tax on the acquired assets	1220	5 220	119 323	13 760
6.7	Accounts receivable	1230	23 850 682	21 485 714	26 295 033
	settlements with buyers and customers	1231	9 748 381	6 926 880	9 689 920
	advances paid	1232	290 601	786 710	14 033 689
	other debtors	1233	12 439 950	11 908 278	360 872
	accrued revenue not presented for payment	1234	1 371 750	1 863 846	2 210 552

6.4	Financial investments (except for money equivalents)	1240	0	0	200 000
6.8	Cash and money equivalents	1250	870 417	462 879	84 083
6.5	Other current assets	1260	201 814	334 205	1 539 407
	including :				
	VAT for advance payments received from the buyers and customers under the short-term contracts	12601	90 950	96 631	1 438 908
	Expenses for software, licenses with a usage period less than one year	12602	29 942	158 139	85 947
	VAT for inventory dispatched without the transfer of ownership	12603	-	-	14 552
	Shortages and losses from valuables damage	12604	80 922	79 435	-
	Total for Section II	1200	25 244 164	23 033 914	29 171 896
	BALANCE	1600	26 847 744	24 505 725	31 612 290

Form 0710001 p. 2

	Index name	Code	As of December 31 20 16 2016	As of December 31 20 15 2016	As of December 31 20 14 2016
	LIABILITIES				
	III. EQUITY AND RESERVES				
	Equity capital (joint stock capital, legal capital, contributions of partners)	1310	1 233 577	1 233 577	1 233 577
	Treasury shares	1320	(-)	(-)	(-)
	Contribution into equity capital received from shareholders (participants) prior to registration of amendments in constituent documents	1330	-	-	-
	Re-assessment of fixed assets	1340	-	-	-
	Additional capital (without re-assessment)	1350	-	-	-
	Reserve capital	1360	61 678	61 678	61 678
	reserve funds formed in accordance with the reserves formed in accordance with the bylaw	1361	-	-	-
		1362	61 678	61 678	61 678
	Retained profit (uncovered loss)	1370	1 091 259	(14 146)	3 699 776
	Total for Section III	1300	2 386 514	1 281 109	4 995 031
	IV. LONG TERM LIABILITIES				
6.11	Loans and credits	1410	-	-	-
	Deferred tax liabilities	1420	-	-	209 709
6.12	Estimated liabilities	1430	-	-	-
6.9	Other liabilities	1450	3 657	460 054	7 902 855
	including :				
	Settlements for advances received under the long-term contracts	14501	3 657	448 870	7 662 400
	VAT of advances paid under the long-term contracts (preliminarily)	14502	-	-	31 303
	Accounts payable for settlements with suppliers and contractors under the long-term contracts	14503	-	11 184	209 152
	Accounts payable for settlements with other creditors under the long-term contracts	14504	-	-	-
	Total for part IV	1400	3 657	460 054	8 112 564
	V. SHORT TERM LIABILITIES				
6.11	Loans and credits	1510	3 000 865	400 000	-
6.9	Accounts payable	1520	20 523 073	21 111 972	17 324 530
	suppliers and contractors	1521	1 923 571	1 692 154	4 392 762
	advances received	1522	1 201 203	1 530 560	9 704 515
	payables to employees	1523	166 463	3 198	1 731
	accounts payable to state non-budgetary funds	1524	64 498	54 963	39 619
	tax and charge liabilities	1525	230 071	2 312	836 472
	other creditors	1526	16 937 267	17 828 785	2 349 431
	Deferred revenue	1530	-	-	-
6.12	Estimated liabilities	1540	933 635	1 252 590	1 180 165
	Targeted financing	1546	-	-	-
	Payables to the customers	1547	-	-	-
	Other liabilities	1550	-	-	-
	Total for Section V	1500	24 457 573	22 764 562	18 504 695
	BALANCE	1700	26 847 744	24 505 725	31 612 290


First Deputy
General Director -
Executive
Director

V.L. Kats
(printed name)



Chief
Accountant

E.V. Samogorodskaya
(printed name)



February 13, 20 17

Statement on Financial Results

for January - December 20 16

Company **JSC ATOMPROEKT**

Taxpayer identification number

Type of economic activity

Form as per OKUD

Date (day-month-year)

as per OKPO

TIN

as per

Codes		
0710002		
31	12	2016
07626010		
7814417371		
72.19		
12267	61	
384		

Scientific research and development in natural and technical sciences

OKVED

Type of business/ type of ownership

Joint Stock Company

property of state corporations

as per OKOFF/OKFS

Measurement unit thous. rubles-mln.-Rub

per OKEI

Clarifications	Indicator	Code	for January - December, 20 16	for January - December, 20 15
6. 15	Revenue			
	including :	2110	9 767 745	12 026 633
	Revenue from design work for equipment (products) on other subjects (excluding VAT)		4 567 229	5 828 116
	Revenue from design work for VVER (nuclear steam generating plant) (without VAT)		4 462 376	1 263 844
6.15	Cost of goods sold			
	including :	2120	(6 803 663)	(13 176 447)
	Cost of design works for equipment (products) on other subjects		(3 548 158)	(6 625 016)
	Cost of design work for VVER (nuclear steam generating plant)		(2 506 348)	(1 897 860)
	Gross profit (loss)	2100	2 964 082	(1 149 814)
	Business expenses	2210	(25 359)	(338 318)
	Management expenses	2220	(1 150 585)	(1 024 647)
	Sales profit (loss)	2200	1 788 138	(2 512 779)
	Income from participation in other organizations	2310	-	-
	Interest receivables	2320	16 523	114 924
	Interest payables	2330	(212 727)	(76 053)
6.16	Other revenues	2340	250 839	963 773
6.16	Other expenses	2350	(497 646)	(521 987)
	Profit (loss) before taxation	2300	1 345 127	(2 032 122)
6.14	Current income tax	2410	(147 017)	(53 172)
6.14	including permanent tax liabilities	2421	(39 345)	(21 613)
6.14	Changes in deferred tax liabilities	2430	110 753	(21 412)
6.14	Changes in deferred tax assets	2450	(259 651)	459 395
	Other	2460	10 468	5 774
	Reallocation of income tax within consolidated group of	2465	45 725	(5 035)
	Net profit (loss)	2400	1 105 405	(1 646 572)

Form 0710002 c. 2

Clarifications	Indicator	Code	for January - December, 20 16	for January - December, 20 15
	Result of the revaluation of non-current assets not included in the net profit (loss) of the period	2510	-	-
	Result of other settlements not included in	2520	-	-
	Consolidated financial result of the period	2500	1 105 405	(1 646 572)
6.17	For reference:			
	Basic profit (loss) per share	2900	-	-
	Diluted profit (loss) per share	2910	-	-

First Deputy

General Director -

Executive

Director

V.L. Kats

(full name)

Chief

Accountant

E.V. Samogorodskaya

(full name)

February 13, 20 17

Statement of Changes in Capital for 2016

Company JSC ATOMPROMTEK
Taxpayer identification number _____
Type of economic activity Scientific research and developments in the sphere of natural and technical sciences
Type of business/ type of ownership joint stock company/
ownership of state corporations _____
Measurement unit: thous. rubles ((mln.-rub.-))

Form as per OKUD
Date (date, month, year) _____
as per OKPO
TIN
as per OKVED
as per OKOPF/OKFS
as per OKEI

Codes		
0710003		
31	12	2016
07626010		
7814417371		
72.19		
12267	61	
384 (385)		

1. Capital Flow

Index name	Code	Authorized capital	Shares repurchased	Contribution into the charter capital, received from the shareholders prior to registration of changes in the foundation documents	Premium on capital stock	Reserve capital	Undistributed profit (uncovered loss)	Total
Amount of the capital as of December 31, 2014	3100	1 233 577	-	-	-	61 678	3 699 776	4 995 031
For 2015								
Increase in the capital - in total:	3210	-	-	-	-	-	-	-
including:								
net profit	3211	-	-	-	-	-	-	-
re-assessment of the property	3212	-	-	-	-	-	-	-
revenues related directly to increase in the capital	3213	-	-	-	-	-	-	-
additional issue of shares	3214	-	-	-	-	-	-	-
Increase in the nominal value of shares	3215	-	-	-	-	-	-	-
reorganization of the legal entity	3216	-	-	-	-	-	-	-
use of industry reserves for investment purposes	3217	-	-	-	-	-	-	-
Contribution into the charter capital prior to registration of changes in the foundation documents	3218	-	-	-	-	-	-	-

Index name	Code	Authorized capital	Shares repurchased	Contribution into the charter capital, received from the shareholders prior to registration of changes in the foundation documents	Premium on capital stock	Reserve capital	Undistributed profit (uncovered loss)	Total
Decrease in the capital - in total:	3220	-	-	-	-	-	(3 713 922)	(3 713 922)
including:								
loss	3221	-	-	-	-	-	(1 646 572)	(1 646 572)
re-assessment of the property	3222	-	-	-	-	-	-	-
revenues related directly to decrease in the capital	3223	-	-	-	-	-	-	-
decrease in the nominal value of shares	3224	-	-	-	-	-	-	-
decrease in the quantity of shares	3225	-	-	-	-	-	-	-
reorganization of the legal entity	3226	-	-	-	-	-	-	-
dividends	3227	-	-	-	-	-	(2 067 350)	(2 067 350)
Contribution into the charter capital prior to registration of changes in the foundation documents	3228	-	-	-	-	-	-	-
Change in the additional capital	3230	-	-	-	-	-	-	-
Change in the reserve capital	3240	-	-	-	-	-	-	-
Amount of the capital as of December 31, 2015	3200	1 233 577	-	-	-	61 678	(14 146)	1 281 109
For 2016								
Increase in the capital - in total:	3310	-	-	-	-	-	1 105 405	1 105 405
including:								
net profit	3311	-	-	-	-	-	1 105 405	1 105 405
re-assessment of the property	3312	-	-	-	-	-	-	-
revenues related directly to increase in the capital	3313	-	-	-	-	-	-	-
additional issue of shares	3314	-	-	-	-	-	-	-
Increase in the nominal value of shares	3315	-	-	-	-	-	-	-
reorganization of the legal entity	3316	-	-	-	-	-	-	-
use of industry reserves for investment purposes	3317	-	-	-	-	-	-	-
Contribution into the charter capital prior to registration of changes in the foundation documents	3318	-	-	-	-	-	-	-
Decrease in the capital - in total:	3320	-	-	-	-	-	-	-
including:								
loss	3321	-	-	-	-	-	-	-
re-assessment of the property	3322	-	-	-	-	-	-	-
revenues related directly to decrease in the capital	3323	-	-	-	-	-	-	-
decrease in the nominal value of shares	3324	-	-	-	-	-	-	-
decrease in the quantity of shares	3325	-	-	-	-	-	-	-
reorganization of the legal entity	3326	-	-	-	-	-	-	-
dividends	3327	-	-	-	-	-	-	-
Contribution into the charter capital prior to registration of changes in the foundation documents	3328	-	-	-	-	-	-	-
Change in the additional capital	3330	-	-	-	-	-	-	-
Change in the reserve capital	3340	-	-	-	-	-	-	-
Amount of the capital as of December 31, 2016	3300	1 233 577	-	-	-	61 678	1 091 259	2 386 514

2. Adjustments in Connection with Changes in Accounting Policy and Correction of Errors

Index name	Code	As of December 31, 20 <u>14</u>	Changes in the capital for 20 <u>15</u>		As of December 31, 20 <u>15</u>
			due to net revenue (loss)	due to other factors	
Capital - in total					
prior to adjustments	3400	-	-	-	-
adjustments due to:					
changes of the accounting policy	3410	-	-	-	-
correction of errors	3420	-	-	-	-
after adjustments	3500	-	-	-	-
including:					
retained profit (uncovered loss)					
prior to adjustments	3401	-	-	-	-
adjustments due to:					
changes of the accounting policy	3411	-	-	-	-
correction of errors	3421	-	-	-	-
after adjustments	3501	-	-	-	-
other articles of the capital, where the adjustments were made:					
(as per the articles)					
prior to adjustments	3402	-	-	-	-
adjustments due to:					
changes of the accounting policy	3412	-	-	-	-
correction of errors	3422	-	-	-	-
after adjustments	3502	-	-	-	-

3. Net Assets

Index name	Code	As of December 31, 20 <u>16</u>	As of December 31, 20 <u>15</u>	As of December 31, 20 <u>14</u>
Net assets	3600	2 386 514	1 281 109	4 995 031

First Deputy

General Director -

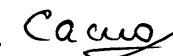
Executive V.L. Kats
 Director (printed name)



Chief

Accountant

E.V. Samogorskaya
 (printed name)



February 13, 20 17

CASH FLOW STATEMENT
for January - December 20 16

Organization Joint Stock Company ATOMPROEKT

Taxpayer identification number

Type of economic activities Scientific researches and developments on natural and engineering sciences, other

Legal form of organization/Form of ownership

Property of state corporation

Unit of measurement: thous.RUB/mln.rubl. delete as applicable

Form of OKUD

Date (dd. mm. yyyy)

per OKPO

TIN

c. OKVED

JOINT STOCK COMPANY/

acc.OKOPF / OKFS

As per OKEI

Codes		
0710004		
31	12	2016
07626010		
7814417371		
72.19		
12267	61	
384		

Index name	Code	January - for December 20 16	January - for December 20 15
Cash flows from operating activities			
Income - total	4110	5 353 173	12 123 914
including:			
from sale of goods, products, works and services	4111	5 182 197	11 839 752
rental charges, license fees, royalties, commission fees and similar charges	4112	9 748	133
From resale of financial assets	4113		
Other income	4119	161 228	284 029
including:			
Payments - total	4120	(7 398 764)	(10 371 155)
including:			
Payments to suppliers (contractors) for raw products, materials, works,	4121	(2 430 818)	(4 997 167)
In connection with remuneration of employees	4122	(4 083 985)	(5 057 208)
including:			
Labor compensation	41221	(2 906 070)	(3 632 886)
PIT	41222	(422 183)	(544 967)
insurance contributions;	41223	(755 732)	(879 356)
Interest of debt liabilities	4123	(211 862)	(76 053)
tax on profit of organization	4124	(120 594)	(40 489)
Other payments	4129	(551 505)	(200 238)
including:			
Expenses on corporate) and sport activities	41292	(16 587)	(21 571)
Expenses in the form of sanctions for violation of contractual obligations	41293	(24 220)	(44 488)
Payments to trade union organizations	41294	(12 761)	(23 151)
Tax payments on the property	41295	(5 482)	(5 131)
other	41296	(492 455)	(105 897)
Balance of cash flow from current transactions	4100	(2 045 591)	1 752 759
Cash flow from investment activities			
income - in total	4210	72 045	7 199 669
including:			
From sales of non-current assets (except for financial investments)	4211	72 045	110 150
From sales of shares of other organizations (participatory interest)	4212	-	-
From repayment of granted loans, from sales of debt securities (rights of claim on financial assets against third parties)	4213	-	6 980 000
Dividends, interest on debt financial investments and similar receipt from participatory interest in other organizations	4214	-	109 519
Other income	4219	-	-
Payments - total	4220	(175 111)	(6 922 908)
including :			
In connection with acquisition, creation, modernization, reconstruction and preparation for usage of non-current assets	4221	(175 111)	(142 908)
in connection with acquisition of shares of other organizations (participatory interest)	4222	(-)	(-)

In connection with acquisition of debt securities (rights of claim of financial assets against third parties), granting of loans to third parties	4223	(-)	(6 780 000)
Interest of debt liabilities included in the value of an investment asset	4224	(-)	(-)
Other payments	4229	(-)	(-)
Balance of cash flow from investing activities	4200	(103 066)	276 761

Form 0710004 p. 2

Index name	Code	January - for December 20 16	January - for December 20 15
Cash flow from financial operations			
income - total	4310	4 000 000	2 200 000
including:			
Obtaining of credits and loans	4311	4 000 000	2 200 000
monetary contributions from owners (participants)	4312	-	-
From issue of shares, increase in participatory interest	4313	-	-
From issue of bonds, promissory notes and other debt securities, etc.	4314	-	-
Budget allocations and other targeted funding	4315	-	-
Other income	4319	-	-
Payments - total	4320	(1 403 669)	(3 873 522)
including:			
shares (participatory interest) of the company or cessation of their membership	4321	(-)	(-)
Payments of dividends and payments in connection with distribution of profit among owners (participants)	4322	(-)	(2 067 351)
In connection with redemption (repurchase) of promissory notes and other debt securities, return of credits and loans	4323	(1 400 000)	(1 800 000)
Other payments	4329	(3 669)	(6 172)
Balance of cash flow from financial operations	4300	2 596 331	(1 673 522)
Balance of cash flows for the reporting period	4400	447 674	355 998
Balance of cash and cash equivalents at the beginning of the reporting period	4450	462 879	84 083
Balance of cash and cash equivalents at the end of the reporting period	4500	870 417	462 879
Incidents of changes in the exchange rates of foreign currencies against the ruble	4490	(40 136)	22 800


First Deputy
General Director
Executive
Director

V.L.Kats
(printed name)



Chief
Accountant

E.V. Samogorodskaya
(printed name)



February 13, 20 17

Annex 2. Auditor's Opinion on Financial Statements
JSC ASE EC

FBK

Grant Thornton

Joint Stock Company

ASE Engineering Company

Auditor's Opinion

on the Accounting (Financial)

Statements

for the period from January 01 to December 31, 2016
Moscow 2017

FBK Grant Thornton

Auditor's Opinion

To shareholders
of Joint Stock Company
ASE Engineering Company

Auditee

Name:

Joint Stock Company ASE Engineering Company (hereinafter – JSC ASE EC)

Place of location:

3, Svobody Square, Nizhny Novgorod 603006

State registration:

Registered by the Inspectorate of the Financial and Tax Service of Russia for Nizhny Novgorod region, the city of Nizhny Novgorod, on December 18, 2007, the certificate: series 52 No. 003548218. Entered into the Unified State Register of Legal Entities on December 18, 2007 with main state number 1075260029240.

Auditor

Name:

Financial and Accounting Consultants Limited Liability Company (FBK LLC)

Place of location:

2АБ, Bld. 44/1, Myasnitskaya Street, Moscow 101990

State registration:

Registered by Moscow Registration Chamber on November 15, 1993, certificate: series IO3 3 No. 484.583 PII. Entered into the Unified State Register of Legal Entities on July 24, 2002 with main state number 1027700058286.

Membership in the self-regulatory organization of auditors:

Self-regulatory organization of auditors - “Commonwealth” Association (SROA CA)

Number in the register of auditor organizations of self-regulatory organization of auditors:

Certificate of membership in the self-regulatory organization of auditors - “Commonwealth” Association No. 7198, Principal Number of Registration Entry – 11506030481.

We have audited the attached annual accounting statements of JSC ASE EC, consisting of the balance sheet as of December 31, 2016, statement on financial results, annexes to the balance sheet and statement on financial results, including the report on changes in the capital and the cash flow statement for 2016, explanations to the accounting (financial) statements for 2016.

JSC ASE EC

Auditor's Opinion

Responsibility of the audited entity for the annual accounting statement

Management of the audited entity is responsible for the preparation and fair presentation of the mentioned annual accounting statements in accordance with the Russian rules of preparation of the accounting statements, and for the internal control system necessary for preparation of the annual accounting statements free from material misstatement, whether due to fraud or error.

Responsibility of the auditor

Our responsibility involves expression of opinion about annual accounting statements accuracy based on the audit performed by our company. We have performed the audit in accordance with

the federal audit activity standards. These standards require compliance with the applied bona mores, as well as planning and auditing in such a manner as to be sure that there are no material misstatements in the annual accounting statements.

The audit included audit procedures aimed at obtaining audit evidences confirming the annual accounting statements indices and information disclosure. The audit procedures are selected according to our opinion based on estimation of material misstatements risk occurred as a result of frauds or errors. In the course of assessment of this risk we considered the internal control system providing execution and accuracy of the annual accounting statements in order to select proper audit procedures, but not to express an opinion on efficiency of the internal control system. The audit also included an assessment of the applied accounting policy and soundness of estimated figures received by the audited entity management, as well as estimation of the annual accounting statements representation as a whole.

We suppose that the audit evidences obtained in the course of the audit ensure good reason for expression of the opinion about the annual accounting statements accuracy.

Opinion

In our opinion, the annual accounting statements represent true financial position of JSC ASE EC as of December 31, 2016, results of its financial activity and cash flow within 2016 in all material respects in accordance with the Russian Rules of Accounting Statements Preparation.

JSC ASE EC
Auditor's Opinion

Other matters

The audit of annual accounting statements of JSC ASE EC for the period of January 1 – December 31, 2015 inclusive was performed by another auditor – Nexia Pacioli LLC. The auditor's opinion of Nexia Pacioli LLC is dated March 01, 2016 and contains the unmodified opinion.



President
S.M. Shapiguzov
On the basis of the Charter
Auditor's Qualification
Certificate
01-001230
Principal Number of Registration Entry
21606043397

Date of the auditor's opinion
February 28, 2017

Nexia Pacioli

AUDITOR'S OPINION
on annual accounting (financial) statements
of Joint Stock Company Atomstroyexport
for 2016

Information about the auditee

Full name	Joint Stock Company Atomstroyexport
Abbreviated name	JSC ASE
State registration	State Registration Certificate, series 77 No. 872.219 dated March 25, 1998 issued by Moscow Registration Chamber, State Registration Certificate of series 77 No. 005387005 dated November 01, 2002, issued by the Interdistrict Tax Inspectorate of the Ministry for Taxes and Levies of Russia No.39 for Moscow; Included into the Unified State Register of Legal Entities under the Principal State Registration Number 1027739496014.
Place of location	3, Svobody Square, Nizhny Novgorod, 603006
Postal address	1, Bld. 2, Dmitrovskoye Shosse, Moscow, 127434

Information about the Auditor

Full name	Nexia Pacioli Limited Liability Company
Abbreviated name	Nexia Pacioli LLC
State registration	Registration Certificate No. 856.235 dated June 23, 1995, issued by the Moscow Registration Chamber; State Registration Certificate, series 77 No.005390060 dated October 22, 2002 issued by Interdistrict Tax Inspectorate of the Ministry for Taxes and Levies of Russia No.39 for Moscow Included into the Unified State Register of Legal Entities under the Principal State Registration Number 1027739428716.
Place of location	2, Malaya Polyanka str., Moscow, 119180
Postal address	2, Malaya Polyanka str., Moscow, 119180
Membership in the self-regulatory organization of auditors	Nexia Pacioli LLC is a member of Self-regulatory organization of auditors - "Commonwealth" Association; Included into the Register of Auditors and Audit Organizations of the above self-regulatory organization of auditors on October 28, 2016 under the Principal Registration Number 11606052374

We have audited the attached accounting statements of JSC ASE consisting of:

- Balance Sheet as of December 31, 2016;
- Statement on Financial Results as of January-December, 2016;
- Statement of Changes in Capital for 2016;
- Cash Flow Statement for 2016;
- Explanatory Notes to Accounting Statements and Statement on Financial Results for 2016.

RESPONSIBILITY OF THE AUDITED ENTITY FOR

ACCOUNTING (FINANCIAL) STATEMENTS

Management of the audited entity is responsible for the preparation and fair presentation of these annual accounting (financial) statements in accordance with the accounting statement principles of the Russian Federation, and for the internal control system necessary for preparation of the accounting statements free from material misstatement, whether due to fraud or error.

RESPONSIBILITY OF THE AUDITOR

Our responsibility involves expression of opinion about annual accounting (financial) statements accuracy based on audit performed by our company. We have performed the audit in accordance with audit activity standards of the Russian Federation. These standards require compliance with the applied bona mores, as well as planning and auditing in such a manner as to be sure that there are no material misstatements in the annual accounting statements.

The audit included the audit procedures aimed at obtaining audit evidences confirming the annual accounting (financial) statements indices and information disclosure. The audit procedures are selected according to our opinion based on estimation of material misstatements risk occurred as a result of frauds or errors. In the course of assessment of this risk we considered the internal control system providing execution and accuracy of the annual accounting (financial) statements in order to select proper audit procedures, but not to express an opinion on efficiency of the internal control system.

The audit also included an assessment of the applied accounting policy and soundness of estimated figures received by the audited entity management, as well as estimation of the annual accounting (financial) statements representation as a whole.

We suppose that the audit evidences obtained in the course of the audit ensure good reason for expression of opinion about the annual accounting (financial) statements accuracy.

Opinion

In our opinion the annual accounting (financial) statements represent true financial position of JSC ASE as of December 31, 2016, results of its financial and economic activity and cash flow within 2016 in all material respects in accordance with the Russian Federation Rules of Accounting Statements Preparation.

Deputy Director General for Audit of
Nexia Pacioli LLC
(Auditor's Qualification Certificate
No.02-000361, no expiration date)
Included into the Register of Auditors and Audit
Organizations - Self-regulatory organization of auditors –
“Commonwealth” Association
under Principal Registration Number 2160608434)

March 01, 2017.

stamp here

/stamp/

O.V. Danilova



JSC Atomenergoproekt

FBK

Grant Thornton

Joint Stock Company Atomenergoproekt

Auditor's Opinion

on the Accounting (Financial)

Statements

for the period from January 01 to December 31, 2016

Moscow 2017

FBK Grant Thornton

Auditor's Opinion

To shareholders
of Joint Stock Company
Atomenergoproekt

Auditee

Name:

Joint Stock Company Atomenergoproekt (hereinafter – JSC Atomenergoproekt)

Place of location:

1, Bld. 7, Bakuninskaya Street, Moscow 107996

State registration:

Registered by Interdistrict Tax Inspectorate of the Ministry for Taxes and Levies of Russia No.46 for Moscow on August 19, 2008, the certificate: series 77 No. 010386150.

Entered into the Unified State Register of Legal Entities on August 19, 2008 with main state number 1087746998646.

Auditor

Name:

Financial and Accounting Consultants Limited Liability Company (FBK LLC)

Place of location:

2AB, Bld. 44/1, Myasnitskaya Street, Moscow 101990

State registration:

Registered by Moscow Registration Chamber on November 15, 1993, certificate: series IO3 3 No. 484.583 PII. Entered into the Unified State Register of Legal Entities on July 24, 2002 with main state number 1027700058286.

Membership in the self-regulatory organization of auditors:

Self-regulatory organization of auditors - “Commonwealth” Association (SROA CA)

Number in the register of auditor organizations of self-regulatory organization of auditors:

Certificate of membership in the self-regulatory organization of auditors “Commonwealth” Association No. 7198, Principal Number of Registration Entry – 11506030481.

We have audited the attached annual accounting statements of JSC Atomenergoproekt, consisting of the balance sheet as of December 31, 2016, statement on financial results, annexes to the balance sheet and statement on financial results, including the report on changes in the capital and the cash flow statement for 2016, explanations to the accounting (financial) statements for 2016.

JSC Atomenergoproekt
Auditor's Opinion

Responsibility of the audited entity for the annual accounting statement

Management of the audited entity is responsible for the preparation and fair presentation of the mentioned annual accounting statements in accordance with the Russian rules of preparation of the accounting statements, and for the internal control system necessary for preparation of the annual accounting statements free from material misstatement, whether due to fraud or error.

Responsibility of the auditor

Our responsibility involves expression of opinion about annual accounting statements accuracy

based on the audit performed by our company. We have performed the audit in accordance with the federal audit activity standards. These standards require compliance with the applied bona mores, as well as planning and auditing in such a manner as to be sure that there are no material misstatements in the annual accounting statements.

The audit included audit procedures aimed at obtaining audit evidences confirming the annual accounting statements indices and information disclosure. The audit procedures are selected according to our opinion based on estimation of material misstatements risk occurred as a result of frauds or errors. In the course of assessment of this risk we considered the internal control system providing execution and accuracy of the annual accounting statements in order to select proper audit procedures, but not to express an opinion on efficiency of the internal control system. The audit also included an assessment of the applied accounting policy and soundness of estimated figures received by the audited entity management, as well as estimation of the annual accounting statements representation as a whole.

We suppose that the audit evidences obtained in the course of the audit ensure good reason for expression of the opinion about the annual accounting statements accuracy.

Opinion

In our opinion, the annual accounting statements represent true financial position of JSC Atomenergoproekt as of December 31, 2016, results of its financial activity and cash flow within 2016 in all material respects in accordance with the Russian Rules of Accounting Statements Preparation.

JSC Atomenergoproekt
Auditor's Opinion

Other matters

The audit of annual accounting statements of JSC Atomenergoproekt for the period of January 1 – December 31, 2015 inclusive was performed by another auditor – Nexia Pacioli Limited Liability Company (Nexia Pacioli LLC). The auditor's opinion of Nexia Pacioli LLC is dated February 29, 2016 and contains the unmodified opinion.



President
S.M. Shapiguzov

On the basis of the Charter
Auditor's Qualification Certificate
01-001230

Principal Number of Registration Entry
21606043397

Date of the auditor's opinion
March 01, 2017

JSC ATOMPROEKT

FBK

Grant Thornton

**Joint Stock Company ATOMPROEKT Scientific Research and Design Construction
Institute of Power Technologies**

**Auditor's Opinion
on the Accounting (Financial)
Statements**

for the period from January 01 to December 31, 2016
Moscow 2017

FBK Grant Thornton

Auditor's Opinion

To shareholders
of Joint Stock Company
ATOMPROEKT Scientific Research
and Design Construction Institute
of Power Technologies

Auditee

Name:

Joint Stock Company ATOMPROEKT Scientific Research and Design Construction Institute of Power Technologies (hereinafter – JSC ATOMPROEKT)

Place of location:

82, Savushkina Street, Saint-Petersburg 197183

State registration:

Registered by Interdistrict Inspectorate of the Ministry for Taxes and Levies of Russia No.15 for Saint-Petersburg on September 1, 2008, the certificate: series 78 No. 006804578.

Entered into the Unified State Register of Legal Entities on September 1, 2008 with main state number 1089847342001.

Auditor

Name:

Financial and Accounting Consultants Limited Liability Company (FBK LLC)

Place of location:

2АБ, Bld. 44/1, Myasnitskaya Street, Moscow 101990

State registration:

Registered by Moscow Registration Chamber on November 15, 1993, certificate: series IO3 3 No. 484.583 PII. Entered into the Unified State Register of Legal Entities on July 24, 2002 with main state number 1027700058286.

Membership in the self-regulatory organization of auditors:

Self-regulatory organization of auditors - “Commonwealth” Association (SROA CA)

Number in the register of auditor organizations of self-regulatory organization of auditors:

Certificate of membership in the self-regulatory organization of auditors - “Commonwealth” Association No. 7198, Principal Number of Registration Entry – 11506030481.

JSC ATOMPROEKT

Auditor's Opinion

We have audited the attached annual accounting statements of JSC ATOMPROEKT, consisting of the balance sheet as of December 31, 2016, statement on financial results, annexes to the balance sheet and statement on financial results, including the report on changes in the capital and the cash flow statement for 2016, explanations to the accounting (financial) statements for 2016.

Responsibility of the audited entity for the annual accounting statement

Management of the audited entity is responsible for the preparation and fair presentation of the mentioned annual accounting statements in accordance with the Russian rules of preparation of the accounting statements, and for the internal control system necessary for preparation of the annual accounting statements free from material misstatement, whether due to fraud or error.

Responsibility of the auditor

Our responsibility involves expression of opinion about annual accounting statements accuracy based on the audit performed by our company. We have performed the audit in accordance with the federal audit activity standards. These standards require compliance with the applied bona mores, as well as planning and auditing in such a manner as to be sure that there are no material misstatements in the annual accounting statements.

The audit included audit procedures aimed at obtaining audit evidences confirming the annual accounting statements indices and information disclosure. The audit procedures are selected according to our opinion based on estimation of material misstatements risk occurred as a result of frauds or errors. In the course of assessment of this risk we considered the internal control system providing execution and accuracy of the annual accounting statements in order to select proper audit procedures, but not to express an opinion on efficiency of the internal control system. The audit also included an assessment of the applied accounting policy and soundness of estimated figures received by the audited entity management, as well as estimation of the annual accounting statements representation as a whole.

We suppose that the audit evidences obtained in the course of the audit ensure good reason for expression of the opinion about the annual accounting statements accuracy.

JSC ATOMPROEKT

Auditor's Opinion

Opinion

In our opinion, the annual accounting statements represent true financial position of JSC ATOMPROEKT as of December 31, 2016, results of its financial activity and cash flow within 2016 in all material respects in accordance with the Russian Rules of Accounting Statements Preparation.

Other matters

The audit of annual accounting statements of JSC Atomenergoproekt for the period of January 1 – December 31, 2015 inclusive was performed by another auditor – Nexia Pacioli Limited Liability Company (Nexia Pacioli LLC). The auditor's opinion of Nexia Pacioli LLC is dated February 29, 2016 and contains the unmodified opinion.



President
S.M. Shapiguzov

On the basis of the Charter
Auditor's Qualification Certificate
01-001230

Principal Number of Registration Entry
21606043397

Date of the auditor's opinion

March 01, 2017

OPINION

of Internal Control and Audit Department following the results of internal audit of the integrated public annual report generation process of Rosatom State Corporation Engineering Division for 2016

The internal audit of the Public annual report generation process of Rosatom State Corporation Engineering Division for 2016 has been conducted in compliance with the Internal Audit Provision on the Public annual reporting approved by order No.40/868-II/356 dd. 27.09.2012 taking into account the requirements of Rosatom State Corporation Policy in the field of public reporting, Corporate Standard CS 8841271.012-2016, general Management provisions on reporting in the field of sustainable development GRI Standards, series of international standards regarding the cooperation with concerned parties AA1000, RUIE recommendations to be used in the management and non-financial reporting practice.

Significant differences of the public report for 2016 and the one for the previous year are caused by finalization of ASE Group - Rosatom State Corporation Engineering Division assets integration: the report for 2016 contains broader profiles of information consolidation by all indicators. Priority topics of the report for 2016 have become leadership achievement in project management, as well as integration of companies and generation of the Engineering Division. A progress has been noted in the process of public reporting generation related to adoption in 2016 of the Corporate Standard, which establishes the development procedure of Rosatom State Corporation Engineering Division public annual report for the fiscal period: this standard reflects new requirements of the international standards in the field of public reporting (GRI Standards), regulatory and legal framework of the RF in the field of Rosatom State Corporation corporate reporting and regulatory documents.

The activities provided in the Plan-schedule of works on the report development up to the date of the Internal Control and Audit opinion completion have been generally performed.

In the Report the Rosatom State Corporation Engineering Division activity within the period from 01.01.2016 to 31.12.2016 has been reflected.

The accounting data are provided as per the Division's key companies: JSC

During the audit:

- evaluation of compliance of the public reporting generation procedure with the valid legislation and internal regulatory requirements, which regulate a business-process of the public reporting generation, has been made;

- evaluation of the availability and effectiveness of internal control system of the public reporting generation process has been made (including the analysis of regulation and formalization of key processes related to the public reporting generation; check of key control procedures efficiency, which provide credibility of public reporting generation);

- differences of the audited report from the one for the previous year have been noted,

- recommendations for improvement of the Division annual reporting generation process have been given.

In the auditors' opinion the Report content, completeness and accuracy of its information ensure a credible and balanced perception of the parties concerned on significant aspects of Rosatom State Corporation Engineering Division activity for the fiscal year, confirm the availability of the effective management system regarding different aspects of sustainability parameters and interested parties' response to requests indicating any significant shortcomings in the relevant organizational processes, systems and competence. The Report demonstrates the availability in the Engineering Division of the effective identification system and its activity analysis, as well as accounting of parameters, the environment impact level, interested parties' positions.

Results of the audit conducted allow concluding that the public annual report generation process of Rosatom State Corporation Engineering Division for 2016 complies with the valid legislation, reporting Guideline in the field of sustainable development GRI, international standards regarding the cooperation with concerned parties AA1000, Rosatom State Corporation Policy and internal regulatory requirements of JC ASE EC, which regulate a business-process of the public reporting generation. As the result the parties concerned have an opportunity to use the report in the process and purposes of their activity.

The system of internal controls of the Engineering Division public annual report generation is efficient, reliable and ensures the completeness and credibility of the non-financial information provided in the Report.

Head of Department



V.S. Petrovsky



**INDEPENDENT ASSURANCE REPORT
ON ROSATOM STATE CORPORATION
ENGINEERING DIVISION
ANNUAL REPORT 2016**

117630, Москва,
Старокалужское шоссе, 65

Т/ф.: +7 (495) 221-73-79
E-mail: npg@npg.ru
www.npg.ru

Introduction

The Independent Assurance Report is addressed to the Management of Joint-stock company ASE Engineering Company (hereinafter referred to as JSC ASE EC).

The subject of assurance is the annual report of Rosatom State Corporation Engineering Division for 2016 (hereinafter referred to as the Report) as well as sustainability activities of JSC ASE EC.

Responsibilities

The management of JSC ASE EC bears full responsibility for the preparation and accuracy of the Report.

We are responsible for the results of independent assurance of the Report only to JSC ASE EC within the engagement and do not assume any responsibility to any third party.

Scope, criteria and level of assurance

Sustainability activities of JSC ASE EC was evaluated considering the following criterion:

- Nature and level of JSC ASE EC compliance with the principles of the AA1000 Accountability Principle Standard 2008 – inclusivity, materiality, responsiveness.

The Report was evaluated considering the following criteria:

- Compliance with the requirements of GRI Sustainability Reporting Standards (Comprehensive option);
- Compliance with the requirements of the International Integrated Reporting Framework.

The engagement was planned and performed in accordance with AA1000 Assurance Standard 2008 (moderate level of assurance) and International Standard on Assurance Engagement ISAE 3000 (revised) "Assurance

engagements other than audits or reviews of historical financial information" (limited level of assurance). The statement corresponds to type 2, as defined by AA1000AS 2008, in accordance with the limitations specified in section "Limitations of the engagement" of the present statement.

The selective verification of information in the Report performed under aforementioned levels of assurance does not claim to provide a high level of assurance. The work was based on the supporting materials provided by the management of the entity and its employees, publicly available information and analytical methods of confirmation. In relation to the quantitative information contained in the Report the work performed cannot be considered sufficient for identification of all possible deficiencies and misstatements. However, the collected evidence is sufficient for expressing our conclusion in accordance with the above levels of assurance.

Methodology of assurance

In our engagement, we have performed the following procedures:

- Study and selective testing of systems and processes implemented by JSC ASE EC to ensure and analyze the compliance of the activities with AA1000APS 2008 principles; collection of evidence confirming practical implementation of these principles.
- Participation in the dialogues and public presentation of the Report, study of minutes of public dialogues.
- Interviewing the management and employees of JSC ASE EC and obtaining documentary evidence.

- Study of information available on the websites of Rosatom State Corporation Engineering Division organisations related to their activities in the context of sustainable development.
- Study of public statements of third parties concerning economic, environmental and social aspects of the Rosatom State Corporation Engineering Division activities, in order to check validity of the declarations made in the Report.
- Analysis of non-financial reports of foreign companies working in the similar market segment for benchmarking purposes.
- Analysis of the current system of internal audit of non-financial reporting in JSC ASE EC.
- Selective review of documents and data on the efficiency of the management systems of economic, environmental and social aspects of sustainable development in Rosatom State Corporation Engineering Division.
- Study of the existing processes of collection, processing, documenting, verification, analysis and selection of data to be included into the Report.
- Comparison of Russian and English versions of the Report.
- Analysis of information in the Report for compliance with the aforementioned criteria.

Limitations of the engagement

The engagement was performed only in relation to data for the year ended 31 December 2016.

The evaluation of reliability of the information on performance in the Report was conducted in relation to compliance with the criteria to be applied to prepare sustainability report 'in accordance' with the GRI Standards and nonfinancial information referred to in the GRI Content Index, as well as in relation to compliance with requirements of the International Integrated Reporting Framework. In respect to the quantitative performance indicators the conformity assessment to external and internal reporting documents provided to us is performed.

Assurance does not apply to forward-looking statements, as well as statements expressing the opinions, beliefs and intentions of JSC ASE EC as Managing Company of Rosatom State Corporation Engineering Division to take any action relating to the future. The assurance on the statements which are based on expert opinion is not performed.

Assurance is performed only in relation to the English version of the Report which includes information to be published in a hard-copy form as well as in digital form on the JSC ASE EC website.

We had no chance to verify that the Report was subjected to public/expert assurance by Non-Financial Reporting Board of the Russian Union of Industrialists and Entrepreneurs due to the fact that the date of signing this statement preceded the planned date of the procedure completion.

Conclusions

The following conclusions are based on the assurance work performed within the limitations of the engagement specified above.

Nature and extent of compliance of JSC ASE EC with AA1000 APS 2008 principles

As a result and within the scope of our work, we did not identify material non-compliance with criteria of AA1000APS 2008 in respect to adherence of JSC ASE EC to the principles (Inclusivity, Materiality, and Responsiveness).

Compliance of the Report with the GRI Sustainability Reporting Standards (Comprehensive option)

Analysis of compliance to the GRI Standards requirements

In order to form a position on this issue, we have performed analysis of compliance to the GRI Standards requirements concerning principles and disclosures for the chosen 'in accordance' option.

- General disclosures are reported in compliance with the requirements of the standard GRI 102 (2016) for the chosen 'in accordance' option.
- Management approach disclosures are reported mainly in compliance with the requirements of the standard GRI 103 (2016): explanations of why the topic is

material and of how the organization manages the topics are reported for material topics as well as explanations of how the organization evaluates the management approach for some material topics.

- Topic-specific disclosures required for the Comprehensive option are reported in compliance with requirements of GRI Standards. If it is not possible to disclose required information, the Report identifies the information that has been omitted and explains reason for omissions.

Overall assessment of the Report

- As a result and within the scope of our work, we did not identify material non-compliance to the requirements to the report prepared 'in accordance' with the Comprehensive option of the GRI Standards. The conclusion is stated taken into account abovementioned analysis of compliance to the GRI Standards requirements.

Compliance of the Report with the requirements of the International Integrated Reporting Framework

- Based on the procedures performed and evidence obtained, we did not identify material non-compliance with the guiding principles of the International Integrated Reporting Framework and with requirements to the structure of content elements of integrated reports.

Recommendations

1. Consider the possibility of increasing the extent of disclosure of information concerning contractors on the material aspects.
2. In case of significant changes in the list of material topics, explain reasons of changes in materiality assessment.
3. Explain reason of omission in accordance with GRI requirements for every case of disclosure with omissions.

4. Extend disclosure of information on how the organization evaluates the management approach to all material topics.

Statement of competence and independence

"NP Consult" LLC, an independent audit firm, professionally rendering assurance services, is a licensed provider of assurance services in accordance with AA1000 Assurance Standard. "NP Consult" LLC is a member of Self-regulatory organization of auditors Association "Sodruzhestvo". "NP Consult" LLC complies with the independence and other ethical requirements of the Code of Ethics for Professional Accountants issued by the International Standard Board for Accountants, which is founded on fundamental principles of integrity, objectivity, professional competence and due care, confidentiality and professional behavior. "NP Consult" LLC applies International Standard on Quality Control 1 and, accordingly, maintains a comprehensive system of quality control including documented policies and procedures regarding compliance with ethical requirements, professional standards and applicable legal and regulatory requirements. "NP Consult" LLC employs a system of quality control of audit services, including control of compliance to ethical norms.

"NP Consult" LLC states that the present assurance report is an independent auditor's position on the Report. "NP Consult" LLC and its staff have no relations with JSC ASE EC that could result in the conflict of interest related to the independent assurance of the Selected Indicators.



AA1000
Licensed Assurance Provider
000-99

General Director
LLC "NP Consult"

Moscow, May 11, 2017


 V.Y. Skobarev

Annex 5 GRI Content Index

GRI Standard	Disclosure	Page Number	Omission
GRI 101 (2016) (does not include any disclosures)			
GRI 102 (2016)	102-1	6	
	102-2	6	
	102-3	6	
	102-4	7	
	102-5	6, 43	
	102-6	31, Annex 17	
	102-7	10-11, 36, Annex 1, Annex 17	
	102-8	90, Annex 18	
	102-9	27	
	102-10	16	
	102-11	77	
	102-12	37	
	102-13	6	
	102-14	5	
	102-15	32-35	
	102-16	6	
	102-17	45	
	102-18	36-37	
	102-19	38	
	102-20	26	
	102-21	41	
	102-22	38	
	102-23	38	
	102-24	38	
	102-25	45	
	102-26	37	
	102-27	41	
	102-28	37, 41	
	102-29	37	
	102-30	38	
	102-31	341	
	102-32	16	
	102-33	41 Annex 7	
	102-34	41, Annex 7	
	102-35	43	
	102-36	43	
	102-37	43	
	102-38	92	
	102-39	92	
	102-40	108	
	102-41	100	
	102-42	108	
	102-43	108, 112	
	102-44	117	
	102-45	16	
	102-46	17	
	102-47	17	
	102-48	66	
	102-49	17	
	102-50	16	
	102-51	16	
	102-52	16	
	102-53	123	
	102-54	16	

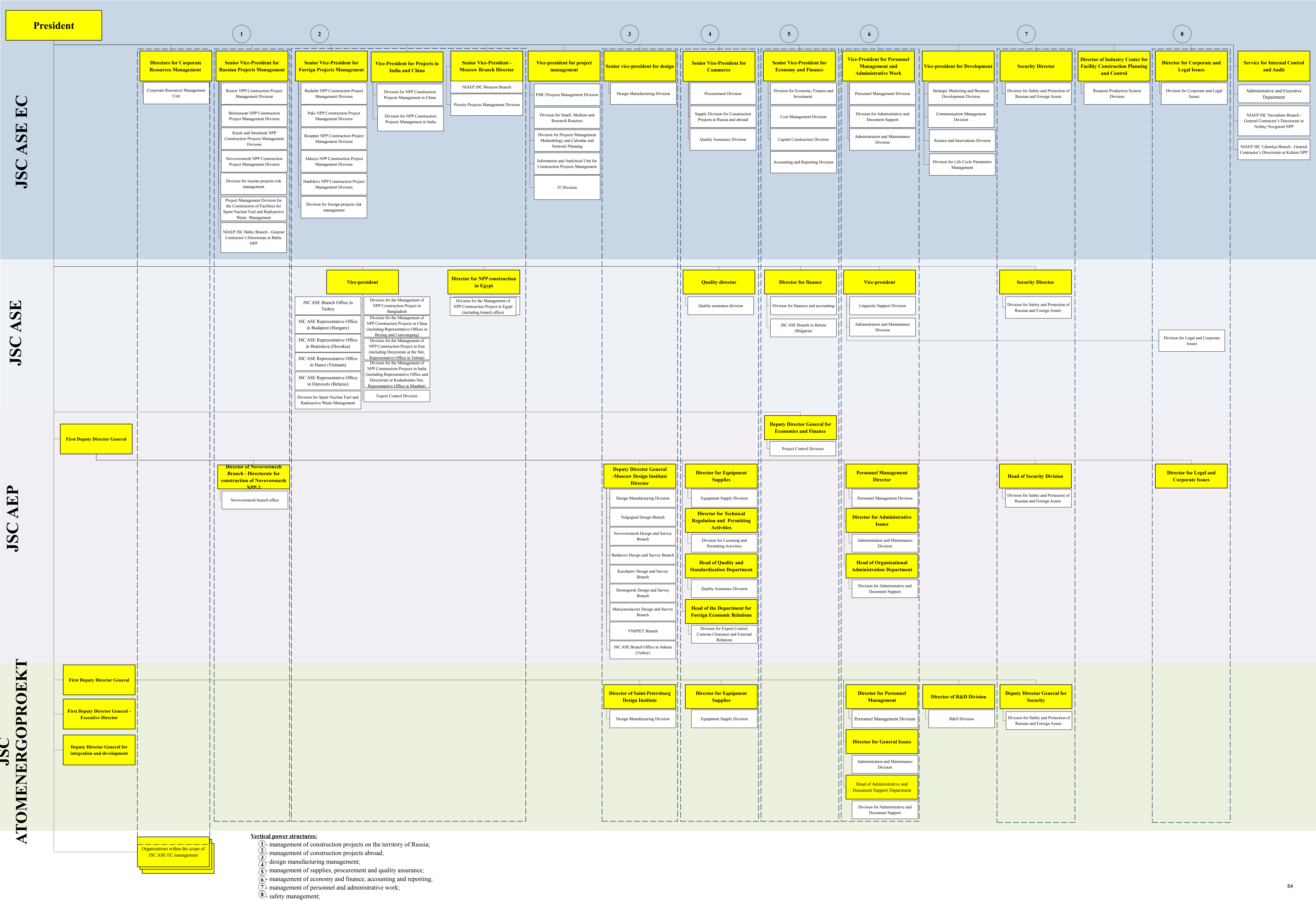
	102-55	-	
	102-56	18	
204 (2016)	103-1	55	
	103-2	55	
	103-3	55	
	204-1	55	
306 (2016)	103-1	80-84	
	103-2	80-84	
	103-3	80-84	
	306-1	84	
	306-2	80	
	306-3	84	
	306-4	82	
307 (2016)	306-5	84	
	103-1	85	
	103-2	85	
	103-3	85	
308 (2016)	307-1	85	
	103-1	55	
	103-2	55	
	103-3	55	
	308-1	55	
403 (2016)	308-2	-	has not been compiled
	103-1	101	
	103-2	101	
	103-3	101	
	403-1	101	
	403-2	101	Public Reporting Committee decided to limit staff disclosure scope. Accordingly to stakeholder request LTIFR is disclosed. Other rates: lost day rate, absentee rate – were not disclosed..
	403-3	101	
	403-4	101	
416 (2016)	103-1	77	
	103-2	77	
	103-3	77	
	416-1	77	
	416-2	77	
Reducing NPP construction timelines and costs	103-1	48-54, 72-74	
	103-2	48-54, 72-74	
	103-3	48-54, 72-74	
Company's role in decommissioning of nuclear power units	103-1	59	
	103-2	59	
	103-3	59	
Implementation of the state programme for new power units construction in RF	103-1	56	
	103-2	56	
	103-3	56	
Providing the Company's portfolio for the long-term period	103-1	20-23, 30	
	103-2	20-23, 30	
	103-3	20-23, 30	
Companies integration and establishment of Engineering division	103-1	5, 8, 16-17, 36	
	103-2	5, 8, 16-17, 36	
	103-3	5, 8, 16-17, 36	

Achievement of leading positions in project management	103-1	5, 48-54, 72-74	
	103-2	5, 48-54, 72-74	
	103-3	5, 48-54, 72-74	
Intellectual property	103-1	68-74	
	103-2	68-74	
	103-3	68-74	
Ensuring environmental and industrial safety at construction sites	103-1	78-79	
	103-2	78-79	
	103-3	78-79	

Correlation of Identified Material Topics with GRI Topics

Identified Material Topic	GRI Topic
Implementation of contractual obligations related to NPP construction abroad	GRI 204
Stakeholder engagement	Disclosed for all material topics as part of GRI 103
Reducing NPP construction timelines and costs	-
Company's role in decommissioning of nuclear power units	-
Implementation of the state programme for new power units construction in RF	-
Providing the Company's portfolio for the long-term period	-
Companies integration and establishment of Engineering division	-
Achievement of leading positions in project management	-
Intellectual property	-
Ensuring environmental and industrial safety at construction sites	-
Industrial waste management in construction	GRI 306, GRI 307, GRI 308
Occupational health and safety	GRI 403
NPP safety (including environmental aspects)	GRI 416

ORGANIZATIONAL STRUCTURE OF ENGINEERING DIVISION



Annex 7. Report of the Board of Directors on Performance Results

Report of the Board of Directors of JSC ASE EC (GRI 102-33, 102-34)

34 meetings of the Board of Directors were held in 2016 with decisions made on 56 agenda issues. A list of meetings of the Board of Directors and agenda issues are specified in the table below.

Item No.	Date of meeting	MoM number	Agenda
1	22.01.2016	1	1. On approval of budget and planned parameters of JSC NIAEP financial and economic activities for 2016.
2	04.02.2016	2	1. On inclusion of candidates proposed by the shareholders of JSC NIAEP - JSC Atomenergoprom and JSC Atomstroyexport in the voting candidates list for election into the Board of Directors at the annual general meeting of JSC NIAEP shareholders.
3	11.02.2016	3	1. On approval of the List of planned charity initiatives of JSC NIAEP for 2016.
4	25.02.2016	4	1. On remuneration payment to the JSC NIAEP President based on results of key performance indicators implementation for 2015.
5	28.03.2016	5	1. On approval of amendments No. 2 to the Provision on St. Petersburg representation office of JSC NIAEP.
6	30.03.2016	6	1. On approval of transactions connected with alienation of JSC NIAEP real estate.
7	04.04.2016	7	1. On pricing of a major transaction for the loan agreement conclusion by JSC NIAEP with JSC Atomenergoproekt. 2. On approval of a major transaction for the loan agreement conclusion by JSC NIAEP with JSC Atomenergoproekt.
8	13.05.2016	8	1. On remuneration payment to the JSC NIAEP President based on results of key performance indicators implementation for 2015.
9	17.05.2016	9	1. On approval of agreement conditions with JSC NIAEP registrar.
10	20.05.2016	10	1. On calling of an annual general meeting of shareholders of JSC NIZHNY NOVGOROD ENGINEERING COMPANY ATOMENERGOPROEKT (JSC NIAEP), approval of its agenda and decision of other issues connected with preparation to the annual general meeting of JSC NIAEP shareholders. 2. On preliminary approval of the JSC NIAEP annual report for 2015. 3. On preliminary approval of the annual accounting (financial) statements of JSC NIAEP for 2015. 4. On recommendations to the annual general meeting of JSC NIAEP shareholders on JSC NIAEP profit distribution for 2015, including dividends upon the shares and its payment procedure, as well as a proposal on the date with persons to be appointed for dividends receiving.
11	15.06.2016	11	1. On determination of conditions of the labor contract with JSC NIAEP President. 2. On the bonus payment to JSC NIAEP President for strategic indicator fulfillment.
12	29.06.2016	12	1. On election of the Chairman of JSC NIAEP Board of Directors. 2. On election of the Secretary of JSC NIAEP Board of Directors.
13	29.06.2016	13	1. On calling of an extraordinary general meeting of shareholders of JSC NIZHNY NOVGOROD ENGINEERING COMPANY ATOMENERGOPROEKT (JSC NIAEP), approval of its agenda and decision of other issues connected with preparation to the extraordinary general meeting of JSC NIAEP shareholders.
14	04.08.2016	14	1. On calling of an extraordinary general meeting of shareholders of JSC NIZHNY NOVGOROD ENGINEERING COMPANY ATOMENERGOPROEKT (JSC NIAEP), approval of its agenda and decision of other issues connected with preparation to the extraordinary general meeting of JSC NIAEP shareholders.
15	18.08.2016	15	1. On election of the person presiding at the meetings of JSC NIAEP Board of Directors. 2. On calling of an extraordinary general meeting of shareholders of JSC NIZHNY NOVGOROD ENGINEERING COMPANY

			ATOMENERGOPROEKT (JSC NIAEP), approval of its agenda and decision of other issues connected with preparation to the extraordinary general meeting of JSC NIAEP shareholders.
16	22.08.2016	16	1. On calling of an extraordinary general meeting of shareholders of JSC NIZHNY NOVGOROD ENGINEERING COMPANY ATOMENERGOPROEKT (JSC NIAEP), approval of its agenda and decision of other issues connected with preparation to the extraordinary general meeting of JSC NIAEP shareholders. 2. On determination of the amount to be paid for JSC NIAEP auditor's services for the audit of accounting (financial) statements for 2016.
17	26.08.2016	17	1. On approval of the unilateral transaction on conclusion by JSC NIAEP with the Government of Nizhny Novgorod Region and the State Autonomous Institution of Nizhny Novgorod Region "Sport training center" (SAI NNR STC) of the trilateral agreement on interaction in the sport area in Nizhny Novgorod Region connected with financial donation of money to SAI NNR STC.
18	29.08.2016	18	1. On change of conditions of the labor contract with JSC NIAEP President.
19	29.09.2016	19	1. On inclusion of candidates in the voting candidates list for election into the Board of Directors at the annual general meeting of JSC NIAEP shareholders. 2. On the form and text approval for a voting bulletin on the agenda issues for the extraordinary general meeting of JSC NIAEP shareholders.
20	04.10.2016	20	1. On pricing of the major transaction - the contract for engineering, supply and construction (EPC-contract) "Construction of the nuclear power plant Paks II (Units 5 and 6) in Hungary" between the closed joint-stock company on development of nuclear power plants MVM Paks II and JSC NIZHNY NOVGOROD ENGINEERING COMPANY ATOMENERGOPROEKT. 2. On pricing of repurchase of JSC NIAEP shares. 3. On calling of an extraordinary general meeting of shareholders of JSC NIZHNY NOVGOROD ENGINEERING COMPANY ATOMENERGOPROEKT (JSC NIAEP), approval of its agenda and decision of other issues connected with preparation to the extraordinary general meeting of JSC NIAEP shareholders.
21	28.10.16	21	1. On election of the Chairman of JSC NIAEP Board of Directors. 2. On election of the person presiding at the meetings of JSC NIAEP Board of Directors. 3. On election of the Secretary to JSC NIAEP Board of Directors. 4. On calling of the extraordinary general meeting of shareholders of JSC NIZHNY NOVGOROD ENGINEERING COMPANY ATOMENERGOPROEKT (JSC NIAEP), approval of its agenda and decision of other issues connected with preparation to the extraordinary general meeting of JSC NIAEP shareholders.
22	01.11.16	22	1. On approval of the unilateral transaction on the special-purpose financing contract conclusion by JSC NIAEP with the All-Russia employer's association "Federation of the atomic industry, power engineering and science employers of Russia".
23	15.11.2016	23	1. On pricing of the major transaction - the contract for engineering, supply and construction (EPC-contract) "Construction of the nuclear power plant Paks II (Units 5 and 6) in Hungary" between the closed joint-stock company on development of nuclear power plants MVM Paks II and JSC NIZHNY NOVGOROD ENGINEERING COMPANY ATOMENERGOPROEKT. 2. On pricing of repurchase of JSC NIAEP shares. 3. On calling of an extraordinary general meeting of shareholders of JSC NIZHNY NOVGOROD ENGINEERING COMPANY ATOMENERGOPROEKT (JSC NIAEP), approval of its agenda and decision of other issues connected with preparation to the extraordinary general meeting of JSC NIAEP shareholders.
24	21.11.16	24	1. On calling of an extraordinary general meeting of shareholders of JSC NIZHNY NOVGOROD ENGINEERING COMPANY ATOMENERGOPROEKT (JSC NIAEP), approval of its agenda and decision of other issues connected with preparation to the extraordinary general meeting of JSC NIAEP shareholders.
25	22.11.16	25	1. On determination of conditions of the labor contract with JSC NIAEP President.

26	09.12.16	26	1. On calling of an extraordinary general meeting of shareholders of JSC ASE Engineering Company (JSC ASE EC), approval of its agenda and decision of other issues connected with preparation to the extraordinary general meeting of JSC ASE EC shareholders.
27	14.12.16	27	1. On pricing of a major transaction for the loan agreement conclusion by JSC ASE EC with JSC Atomenergoprom. 2. On approval of a major transaction for the loan agreement conclusion by JSC ASE EC with JSC Atomenergoprom.
28	15.12.16	28	1. On approval of actions connected with alienation of JSC ASE EC real estate.
29	19.12.16	29	1. On approval of the Provision on the Representation office of JSC ASE Engineering Company (Russian Federation) in the Republic of Belarus in the new revision No. 2.
30	23.12.16	30	1. On approval of the Provision on the Branch Office of JSC ASE Engineering Company in Hungary in the new revision No. 1.
31	26.12.16	31	1. On approval of the Amendment No. 1 to the Provision on Moscow Branch Office of JSC ASE Engineering Company. 2. On approval of the Provision on Kursk Branch Office of JSC ASE Engineering Company - "Directorate of the General Contractor at Kursk-2 nuclear power plant" in the new revision No. 1.
32	27.12.16	32	1. On amending the labor contract of JSC ASE EC President.
33	29.12.16	33	1. On approval of the Provision on Volgodonsk Branch Office of JSC ASE Engineering Company - "Directorate of the General Contractor at Rostov nuclear power plant" in the new revision No. 2. 2. On approval of the Provision on Baltic Branch Office of JSC ASE Engineering Company - "Directorate of the General Contractor at Baltic nuclear power plant" in the new revision No. 1.
34	30.12.2016	34	1. On pricing of acquired services on the interested party transaction connected with conclusion between JSC ASE EC and JSC SOGAZ a voluntary medical insurance contract. 2. On approval of the interested party transaction connected with conclusion between JSC ASE EC and JSC SOGAZ a voluntary medical insurance contract. 3. On pricing of acquired services on the interested party transaction connected with conclusion between JSC ASE EC and JSC SOGAZ an insurance contract against accidents and illnesses. 4. On approval of the interested party transaction connected with conclusion between JSC ASE EC and JSC SOGAZ an insurance contract against accidents and illnesses.

Annex 8. Details of Members of the Board of Directors

Brief backgrounds of members JSC ASE EC Board of Directors:

BARABANOV Oleg Stanislavovich	VLASOV Alexander Vyacheslavovich	ASEEV Boris Nikolaevich	LIMARENKO Valery Igorevich	BORISOV Ivan Alexeevich
Date and place of birth				
17.12.1971, Moscow	15.02.1985, Moscow	22.09.1971, Sverdlovsk (now Ekaterinburg)	19.10.1960, Kharkov	21.04.1981, Leningrad
Education				

BARABANOV Oleg Stanislavovich	VLASOV Alexander Vyacheslavovich	ARSEEV Boris Nikolaevich	LIMARENKO Valery Igorevich	BORISOV Ivan Alexeevich
Moscow state geological survey academy named after S. Ordzhonikidze, mining engineer, economist-manager. Institute of professional accountants and auditors, professional accountant-chief accountant-expert. Military university, candidate of economics.	Moscow engineering and physical institute, specialist in the field of international scientific and technical cooperation. Moscow state institute of international relations under MIA of Russia	Ural Polytechnic University.	Kharkov aviation institute, doctor	Saint-Petersburg state university
Job Experience				
2002-2010 – Director of Rosenergoatom Concern JSC Treasury. 2010-2014 – Director of Rosatom State Corporation Treasury. Since 2014 – Director for development and restructuring of the Division for development and international business of Rosatom State Corporation. 21.06.2016– member of the Board of Directors of NIAEP JSC 28.10.2016 – Chairman of the Board of Directors of NIAEP JSC. Since 06.12.2016 – Chairman of the Board of Directors of JSC ASE EC	2010 till the present time - senior manager, head of Regional Development and Strategic Partnership Department for international business of Rosatom State Corporation 19.10.2016– 05.12.2016 – Chairman of the Board of Directors of NIAEP JSC. Since 06.12.2016 – Chairman of the Board of Directors of JSC ASE EC	1993–2001 – private business, small-scale power generation, housing and communal services, metallurgy. May – October 2004 – State Customs Committee of the Russian Federation FGUP “RosTEK”, Head of Division. 2004–2007 – «NPK UralTermoKomplex», Director for Economy and Development. 2007–2008 – JSC «EMAlliance - Atom», Project Manager. 2008–2010 – JSC KPI RusAtomStroy-Invest, Deputy Director General, Director General. From February 2010 – Commercial Director of JSC Atomenergomash. From January 12, 2012 to April 2012 – Acting Director General of JSC Atomenergomash. From 2013 – Executive Vice-President of JSC	1983–2001 – work in Sarov Closed Administrative Territorial Entity, scientific activity in RF Nuclear Centre VNIIEF. 1996– 2001 – member of state Duma of Sarov, first deputy of Duma chairman for economy and finance. 2001– 2003 – ministry for construction and housing and communal infrastructure of the Government of Nizhny Novgorod region. 2003– 2005 – Chief federal inspector for Nizhny Novgorod region. 2005–2007 – deputy governor, deputy chairman of the Government of Nizhny	2002–2004 – director general of EM-Design (Saint-Peterburg). 2004–2005 – director for foundry of Penztyazhpromarmatura JSC, director general of Foundry and valve plant LLC, Penztyazhpromarmatura JSC (Penza). 2005– 2008 – deputy director general of Piping valves LLC, executive director of Intelenergomash LLC, (Saint-Peterburg). 2008–2009 – deputy director of the Centre for organizational development and project management of Rosatom State Corporation. 2009– 2010 – deputy director of the Department for prospective development and system engineering of Rosatom State Corporation. 2010– 2011 – deputy director of the Department for strategic management - head of the Department for strategy development and long-term planning of

BARABANOV Oleg Stanislavovich	VLASOV Alexander Vyacheslavovich	ARSEEV Boris Nikolaevich	LIMARENKO Valery Igorevich	BORISOV Ivan Alexeevich
		<p>RUSATOM OVERSEAS. 2014–2015 – Director of the Department of International Business and Development of JSC Concern Rosenergoatom. Mr. Boris N. Arseev was awarded the certificates of honour of Rosatom State Corporation. From July 6, 2015 – Deputy Director General – Business Development Director of JSC Concern Rosenergoatom. From November 9, 2016 – Deputy Director for Development and International Business Unit of Rosatom State Corporation.</p>	<p>Novgorod region for construction, power industry, housing and communal infrastructure and information technologies. 2007-2012 – NIAEP JSC director. 2012-2014 – NIAEP JSC president. Since 07.10.2014 – NIAEP JSC president. Since 06.12.2016 – JSC ASE EC president. Since 2007 has been a member of the Board of Directors of NIAEP JSC. Since 07.10.2014 is a member of the Board of Directors of NIAEP JSC. Since 06.12.2016 – Chairman of the Board of Directors of JSC ASE EC</p>	<p>Rosatom State Corporation. 2011–2013 – director for development and price restructuring (Unit for development and international business) of Rosatom State Corporation. 2013–2014 – vice president for development of NIAEP JSC. Since October 2014 - vice president for development of NIAEP JSC. 2012-2014 – member of the Board of Directors of NIAEP JSC. Since 07.10.2014 – member of the Board of Directors of NIAEP JSC. Since 06.12.2016 – Chairman of the Board of Directors of JSC ASE EC</p>

Brief backgrounds of members of JSC ASE Board of Directors:

1. Barabanov Oleg Stanislavovich.

Chairman of the Board of Directors

Born in: 1971.

Education: higher.

Positions over last 5 years:

July 2011 till July 2014 – Director of Rosatom State Corporation Treasury.

Since July 2014 till the present time - Director of Rosatom State Corporation for development and restructuring.

During implementation of its functions had not owned any JSC ASE shares, had not performed any transactions with the Company within the reporting period.

2. Vlasov Alexander Vyacheslavovich.

Member of the Board of Directors

Date of birth: 15.02.1985.

Education: higher.

Positions over last 5 years:

Is employed in Rosatom State Atomic Energy Corporation from 2010 till the present time:
Senior Manager,
Regional Development and Strategic Partnership Department Head
During implementation of its functions had not owned any JSC ASE shares, had not performed any transactions with the Company within the reporting period.

3. Drozdov Nikolay Sergeevich
Member of the Board of Directors
Date of birth: 23.06.1972.

Education: higher.

Positions over last 5 years:

Since September 2006 till February 2010 – head of Atomenergomash JSC project.

Since March 2010 till August 2012 – deputy director general of Alstrom CJSC.

Since February 2013 till June 2013 – advisor of director general of Rusatom Overseas CJSC.

July 2013 till November 2016 – Director of Rosatom State Corporation Department for international business.

November 2016 till the present time - first deputy director general for back-end commercialization of Tekhsnabexport JSC

During implementation of its functions had not owned any JSC ASE shares, had not performed any transactions with the Company within the reporting period.

4. Podorov Nikolay Grigorievich.
Member of the Board of Directors
Date of birth: 19.06.1967.

Education: higher.

Positions over last 5 years:

February 2005 till February 2011 - deputy Chairman of Board of Volgo-Vyatsy bank of Sberbank of Russia.

Is employed in JSC ASE EC since April 2011 till the present time:

head of Main financial and economics directorate (April 2011 till November 2012);

director for economics and finance - directorate head (November 2012 till January 2014);

director for economics, planning and finance (January 2014 till December 2014);

vice-president for economics and finance (December 2014 till December 2015);

senior vice-president for economics and finance (December 2015 till the present time).

During implementation of its functions had not owned any JSC ASE shares, had not performed any transactions with the Company within the reporting period.

5. Savushkin Vladimir Nikolaevich.
Member of the Board of Directors
Date of birth: 23.05.1954.

Education: higher.

Positions over last 5 years:

2007 – 2011 worked in JSC ASE :

Secretary general of president (2007 – 2008);

vice-president (2008 – 2010);

first vice-president (2010 – 2011).

Has been working as vice-president of JSC ASE since August 2013 till the present time as a second job.

Since 2012 till the present time has been a head of Moscow branch office of JSC ASE EC:

first deputy director - director of Moscow branch office (till November 2012);

senior vice-president - director of Moscow branch office (November 2012 till the present time).

During implementation of its functions had not owned any JSC ASE shares, had not performed any transactions with the Company within the reporting period.

Brief backgrounds of members of JSC Atomenergoproekt Board of Directors:

- Yegorov Leonid Valentinovich

Born in 1956

Place of birth: the city of Kirov

Education - Kirovsky polytechnic institute, 1978

Data on the main place of work - JSC Atomenergoproekt. First Deputy Director General

- Ivanov Yuri Alekseevich

Born in 1953

Place of birth - Perm region, Krasnovishersky district, Mutikha settlement

Education - Gorkovsky polytechnic institute named after A.A. Zhdanov, 1976

Data on the main place of work - JSC ASE EC. Senior Vice-President for Design

- Kats Vladimir Lazarevich

Born in 1949

Place of birth: the city of Gorky

Education - Gorkovsky polytechnic institute, 1973

Data on the main place of work - JSC Atomproekt. First deputy director general - executive director

Rzhannikova Ekaterina Valeryevna

Born in 1974

Place of birth - the city of Nizhny Novgorod

Education - Nizhegorodsky state university named after Lobachevsky, 2006

Data on the main place of work - JSC ASE EC. Director for Legal and Corporate Issues

Sheshokin Nikolay Pavlovich

Born in 1954

Place of birth: the city of Gorky

Education - All-union external institute of railroad transport engineers, 1981

Data on the main place of work - JSC ASE EC. Vice-President for Personnel Management and Administrative Work

Podorov Nikolay Grigorievich

Born in 1967

Place of birth: the city of Gorky

Education - NNSU named after Lobachevsky, 1991

Data on the main place of work - JSC ASE EC. Senior Vice-President for Economy and Finance

Annex 9. Information on Major Transactions

JSC ASE

Transaction participants. **Customer** - Nuclear Power Corporation of India (Ltd);

Contractor - JSC ASE .

Subject and other significant transaction conditions. Supply of equipment and materials for Kudankulam NPP power units 3, 4. Supply under the contract is performed as per the stages in compliance with the project schedule. Supply of the first stage are presented in the appendix 2 to the contract with indication of quantity, weight, technical parameters and terms of delivery. Volume and price of supplies of next stages as well as payments/ settlements within their scope shall be integrated in the contract by means of correspondent addenda with no other amendments to the contract conditions.

Terms of delivery. Terms of delivery of the stage 1 shall be determined by the supply schedule of the stage 1 (appendix 2 to the contract) depending on equipment and material type and shall be from 15 up to 67 months from the date of advance payment by the customer.

Terms of delivery for other stages shall be determined by correspondent delivery schedules in compliance with contract addenda.

Transaction price. 1 209 390 000 (One billion two hundred nine million three hundred ninety thousand) US Dollars 00 cents (total price of supply to be supplied under the contract for all stages on conditions established by the contract). Price of deliveries to be supplied under the stage-1 as per the price breakdown specified in the appendix 2A to the contract amounts to 313 427 034 (Three hundred thirteen million four hundred twenty seven thousand thirty four) US Dollars 00 cents.

Volume and price of supplies of next stages as well as payments/ settlements within their scope shall be integrated in the contract by means of correspondent addenda with no other amendments to the contract conditions.

Total price of delivery under the contract shall be accepted on FOB/FCA conditions – Sea port of Saint-Petersburg and/or other russian port agreed by the parties as per Incoterms 2010 and includes all expenses of the contractor related to the fulfillment of his obligations under the contract.

Total contract price specified in the item 6.1 of the article 6 of the contract as well as prices of stages, which make up total contract price, shall be firm and fixed for the period of contract performance and can be amended only in the cases specified in the clause 8 of the appendix 1 to the contract.

All taxes, duties and fees, which may be imposed on the contractor on the territory of RF in terms of the contract implementation, shall be included in the contract price.

Any taxes, duties and fees imposed on the contractor on the territory of India in relation to the contract implementation shall not be included in the contract price specified in the item 6.1 of the clause 6 of the contract, and, when applied, shall be paid by the customer at his own expense until JSC Atomstroyexport does not open a permanent representative office (PRO) or a branch office on the territory of India within all the period of Kudandulam NPP Units 3 and 4 implementation. In case of opening of such PRO or branch office in India all direct taxes, if any, shall be paid in compliance with the Indian legislation.

If any circumstances require that the contractor pays any taxes, duties or fees related to the contractor's activity in India during performance of its obligations on implementation of Kudandulam NPP units 3 and 4 upon agreement on these payments with the customer, shall directly inform relevant regulators of India, the customer shall reimburse these expenses at his own expense to the contractor within 30 (thirty) days upon obtaining of an invoice from him with documentary proved actual expenses of the contractor beyond the state export credit provided by the RF Government to the Government of the Republic of India in compliance with cl.1 of art.1 of the Minutes of Meeting dd. 17.07.2012 to the Agreement between the RF Government to the Government of the Republic of India on cooperation in the process of construction of additional power units of Kudandulam NPP as well as in the process of construction of nuclear power plants under russian projects on new sites in the Republic of India dd. 05.12.2008.

Additional taxes/duties which can be imposed due to elimination of any defects, including repair or replacement of equipment items within the scope of contractor's supply related to import/export of equipment to/from India shall be paid by the contractor at his own expense.

Transaction approving body. JSC ASE Board of Directors on 08.06.2016

JSC Atomenergoproekt

1) Contract for development of working documentation for construction of Kudankulam NPP units 3 and 4 in India between Joint-Stock Company Atomstroyexport and Joint-Stock Company Atomenergoproekt (hereinafter – Contract) with the following significant conditions:

Transaction participants. Customer -Joint-Stock Company Atomstroyexport; Executor - Joint-Stock Company Atomenergoproekt; Foreign Customer - Nuclear Power Corporation of India Ltd (NPCIL).

Transaction subject. The Customer requests and the Executor undertakes to generate working documentation for construction of Kudankulam NPP units 3 and 4 in India, consisting of two power units with VVER-1000 reactors, in compliance with the Contract No.77-258/1415800 dd. 18.12.2015 within the scope of its responsibility and obligations and in compliance with appendices to the Contract, to finalize developed working documentation with the Foreign Customer and to handover the results of works to the Customer within the scope and terms specified in the appendices 3 and 11 to the Contract, while the Customer undertakes to accept work and to pay for it as per clauses 8 and 9 and appendix 10 to the Contract.

Technical, economic and other requirements to working documentation being the subject of Contract as well as volume and contents shall be defined by the Technical assignment for generation of working documentation for construction of Kudankulam NPP units 3 and 4 in India (appendix 2 to the Contract) and by the schedule for supply of working documentation for Kudankulam NPP (appendix 3 to the Contract).

Transaction price. Total price of works under the Contract in compliance with the minutes of meeting of the agreement on contractual price (appendix 1 to the Contract) amounts to 9 350 010 000 (Nine billion three hundred fifty million ten thousand) RUR, including VAT 18%.

Contract validity. The Contract shall be considered as concluded and shall enter into force from its signing by the Parties, shall be valid perform all accepted obligations and complete all settlements under the Contract in full. Date of advance payment transfer shall be the date of commencement of works under the present Contract. Date of completion of works under this Contract shall be full performance of accepted obligations of the Parties and completion of all settlements under this Contract.

Contract approved by the Board of directors of JSC Atomenergoproekt (minutes of meeting of the Board of directors of JSC Atomenergoproekt No.264 dd. 28.06.2016).

2) Additional agreement No.7 to the Subcontract No.554/08108/378 ДС15 dd. 19.01.2015 for performance of a complex of construction and erection works for construction of Novovoronezh NPP-2 power unit 1 with the following significant conditions:

Transaction participants. Contractor -Joint-Stock Company United Power Constructing Corporation; General contractor - Joint-Stock Company Atomenergoproekt

Subject. Finalization of current price for works performance under the contract:

Price. 9 785 008 834,24 (Nine billion seven hundred eighty five million eight thousand eight hundred thirty four) RUR 24 kopecks, including VAT 18%.

Contract approved by the Board of directors of JSC Atomenergoproekt (minutes of meeting of the Board of directors of JSC Atomenergoproekt No.267 dd. 18.08.2016).

2) Additional agreement No.8 to the Subcontract No.554/08108/378 ДС15 dd. 19.01.2015 with the following significant conditions:

Transaction participants. Contractor -Joint-Stock Company United Power Constructing Corporation; General contractor - Joint-Stock Company Atomenergoproekt

Subject. Finalization of current price for works performance under the contract:

Price. 10 352 113 953 (Ten billion three hundred fifty two million one hundred thirteen thousand nine hundred fifty three) RUR 86 kopecks, including VAT 18%.

Contract approved by the Board of directors of JSC Atomenergoproekt (minutes of meeting of the Board of directors of JSC Atomenergoproekt No.271 dd. 22.11.2016).

4) Additional agreement to the contract for construction of Novovoronezh NPP-2 power units 1 and 2 dd. 15.08.2008 reg. No. 2008/23.1/29946 (No. 08108/378) in the revision of the Agreement No. 9-1 dd. 22.02.2011 reg. No. 2008/23.1/29946-11 with the following significant conditions:

Transaction participants. General Contractor - JSC Atomenergoproekt; Customer - JSC Rosenergoatom Concern.

Transaction subject. The Parties finalize the Price of Works and services to be performed in 2016 under the contract for construction of Novovoronezh NPP-2 power units 1 and 2 dd. 15.08.2008 reg. No. 2008/23.1/29946 (No. 08108/378) in the revision of the Agreement No. 9-1 dd. 22.02.2011 reg. No. 2008/23.1/29946-11.

Transaction price. Price of Works and services to be performed in 2016:

in basic price level of 2000 amounts to 2 356 363 242 (Two billion three hundred fifty six million three hundred sixty three thousand two hundred forty two) RUR,

in current price level amounts to 22 720 130 847 (Twenty two billion seven hundred twenty million one hundred thirty thousand eight hundred forty seven) RUR,

excluding VAT (18 %) – 4 089 623 552,46 (Four billion eighty nine million six hundred twenty three thousand five hundred fifty two) RUR 46 kopecks,

total – 26 809 754 399,46 (Twenty six billion eight hundred nine million seven hundred fifty four thousand three hundred ninety nine) RUR 46 kopecks.

Contract approved by the General meeting of shareholders of JSC Atomenergoproekt (minutes of meeting of the general meeting of shareholders of JSC Atomenergoproekt No.1 dd. 01.07.2016).

5) Loan Agreement with the following significant conditions:

Transaction participants. Lender - JSC NIAEP; Lendee - JSC Atomenergoproekt.

Transaction subject. The Lender provides a sum of money as a loan (hereinafter - Loan) on the whole or in parts, total loan amount of which at each moment of loan contract validity period can not exceed 15 100 000 000 (Fifteen billion one hundred million) RUR, and the Lendee undertakes to return the received sum of money and to pay interest for it. The Lender shall provide cashless Loan by money transfer in whole or in parts in compliance with written Applications of Lendee at his settlement account specified in the Lendee's Application. The Loan shall be considered as provided from the date of money crediting under the Application to the Lendee's settlement account.

Transaction price. Loan shall be provided at the interest rate of at least 3 (three) annual percent and not more than 12,80 (twelve point eight) annual percent from the amount of provided money. Maximum amount of 3 849 757 377,05 (Three billion eight hundred forty nine million seven hundred fifty seven thousand three hundred seventy seven) RUR 5 kopecks. Maximum contract price (Loan and percent) shall not exceed 18 949 757 377,05 (Eighteen billion nine hundred forty nine million seven hundred fifty seven thousand three hundred seventy seven) RUR 5 kopecks.

Loan contract validity period: Loan contract shall be considered as concluded from the date of Lendee's loan sum crediting under the first application of Lendee and shall be valid till March 31st of 2018.

Contract approved by the General meeting of shareholders of JSC Atomenergoproekt (minutes of meeting of the general meeting of shareholders of JSC Atomenergoproekt No.1 dd. 01.07.2016).

Annex 10. Injury Rate

Fatalities / industrial accidents among employees (including outside employees), pers.

Company	2014 fact	2015 fact	2016 plan	2016 fact	2017 plan
JSC ASE					
fatalities	0	0	-	0	-
industrial accidents,	1/f	0	-	0	-
LTIFR, %	0, 56	0	0.19	0	0, 19
JSC ASE EC					
fatalities	0	0	-	0	-
industrial accidents	1/f	0	-	0	-
LTIFR, %	0	0.38	0.26	0	0,35
JSC Atomenergoproekt					
fatalities	0	0	-	0	
industrial accidents	0	0	-	0	
LTIFR, %	0	0.06	0	0	0
JSC ATOMPROEKT					
fatalities	0	0	-	0	
industrial accidents	0	1	-	0	
LTIFR, %	0	0.2	0.28	0	0.28
VDMU LLC					
fatalities	0	0	-	0	
industrial accidents	0	0	-	0	
LTIFR, %	0	0	0	0	Not established
Trest RosSEM					
fatalities	0	0	-	1	
industrial accidents	1/m	1/m	-	1	
LTIFR, %	0.64	0.77	0.3	0.47	0, 63
SPB NIII EIZ					
fatalities	0	0	-	0	
industrial accidents	0	0	-	0	
LTIFR, %	0	0	0	0	Not established
JSC Energospescomtazh	1/m	2/m			
fatalities	0	1	-	0	
industrial accidents	1	1	-	0	
LTIFR, %	0.18	0.36	0	0	0.18
JSC NIKIMT-Atomstroy					
fatalities	0	0	-	-	
industrial accidents	1/m	0	-	3	
LTIFR, %	4.0	0	1, 62	0.87	1.50
SMU-1 LLC					
fatalities	0	0	-	-	
industrial accidents	1/m	1/m	-	2	
LTIFR, %	0, 48	0, 59	0.37	1.4	Not established
JSC Sibir Orgstroyproekt					
fatalities	0	0	-	0	
industrial accidents	0	0	-	0	
LTIFR, %	0	0	0	0	Not established
LTIFR for Engineering division	0.12	0.13	0, 26	0, 21	0, 35

- Workers exposed to high risks of injury and occupational diseases associated with the type of their occupation, people.

Organization and region of presence	Employee categories	2014	2015	2016 fact	2017 plan
-------------------------------------	------------------------	------	------	--------------	--------------

		m	f	m	f	m	f	m	f
JSC ASE Region of presence 1 (Moscow)	Managers								
	Specialists								
	Other office employee								
	Workers								
	Total	0	0	0	0	0	0	0	0
JSC ASE Region of presence 1 (Ozersk)	Managers								
	Specialists								
	Other office employee								
	Workers								
	Total	236	51	168	15	0	0	0	0
JSC ASE Region of presence 1 (Iran)	Managers								
	Specialists								
	Other office employee								
	Workers								
	Total	9	0	6	0	0	0	0	0
JSC ASE Region of presence 1 (Bangladesh)	Managers								
	Specialists								
	Other office employee								
	Workers								
	Total	0	0	0	0	0	0	0	0
JSC ASE Region of presence 1 (China)	Managers								
	Specialists								
	Other office employee								
	Workers								
	Total	0	0	0	0	0	0	0	0
JSC ASE Region of presence 1 (India)	Managers								
	Specialists								
	Other office employee								
	Workers								
	Total	41	1	28	2	24	1	0	0
JSC ASE Region of presence 1 (Turkey)	Managers								
	Specialists								
	Other office employee								
	Workers								
	Total	0	0	0	0	0	0	0	0

At the workplaces of the workers indicated in the table, based on the results of the certification of workplaces (AWP) (before 01.01.2014) and the results of a special assessment of working conditions (SOSS) (after 01.01.2014), harmful and (or) Environment and labor process. Therefore, these workers received and receive compensation for work in these working conditions.

Annex 11. Information on wages by region of presence

Organization	Branch /	Region	2016
--------------	----------	--------	------

	representative office		Average monthly salary (thousand rubles) *	Average monthly salary in the labor market in the region, thousand rubles. **	Ratio of wages
JSC ASE EC	The central apparatus	Nizhny Novgorod Region	132,6	28,3	4,7
	Representation of NIAEP JSC in the Republic of Belarus	Republic of Belarus	58,8	21,5	2,7
	Volgodonsk branch	Rostov region	62,3	26,6	2,3
	Kursk branch	Kursk region	73,0	25,3	2,9
	Moscow branch	Moscow	128,4	71,1	1,8
JSC Atomenergoproekt	Moscow	Moscow	148,3	71,1	2,1
	Maloyaroslavsky prospecting branch of JSC Atomenergoproekt (MIF)	Kaluga region	89,9	31,5	2,9
	Balakovo design and survey branch of Atomenergoproekt JSC (BPIF)	Saratov region	115,5	23,5	4,9
	Volgograd Branch of JSC Atomenergoproekt (VFR)	Volgograd region	104,1	25,7	4,0
	Kurchatov Design and Survey Branch of JSC Atomenergoproekt (KPIF)	Kursk Region	89,2	25,3	3,5
	Desnogorov design and survey branch of JSC Atomenergoproekt (DPIF)	Smolensk region	81,1	25,1	3,2
	Novovoronezh design and survey branch of JSC Atomenergoproekt (NPIF)	Voronezh region	116,4	26,8	4,3
	Novovoronezh branch of JSC Atomenergoproekt - Directorate for the	Voronezh region	101,3	26,8	3,8

	construction of Novovoronezh NPP-2 (NF-DS)				
	Novovoronezh branch of Atomenergopr oekt OJSC - Hotel Don (NF-Hotel)	Voronezh region	39,0	26,8	1,5
	VNIPIET Branch of Atomenergopr oekt JSC	Saint Petersburg	120,5	48,7	2,5
JSC ASE	JSC ASE	Moscow	132,6	71,1	1,9
	Construction Management at the Kudankulam NPP Site, ASE AS Representative Office in India (Mumbai), Representative Office at the Kudankulam NPP Site	India	178,2	Data not available	
	Representation of ASE AS in Iran	Iran	123,2	Data not available	
	Representation of ASE AS in China (Lianyungang), ASE AS Representative Office in China (Beijing)	China	127,5	Data not available	
	Branch ASE ASE in the People's Republic of Bangladesh	Bangladesh	142,0	Data not available	
	Branch AS AE in the Republic of Turkey	Turkey	234,9	Data not available	
	Representation AS AE in Vietnam (Hanoi)	Vietnam	227,0	Data not available	
	Branch AS AE in Belene (Republic of Bulgaria)	Bulgaria	330,9	Data not available	
	Representation of JSC ASE in Hungary (Budapest)	Hungary	264,7	Data not available	

	Representation of ASE AS in Slovakia (Bratislava)	Slovakia	171,6	Data not available	
	Representation of JSC ASE in the Republic of Belarus	Republic of Belarus	77,7	21,5	3,6
	Branch of ASE in Ozersk	Chelyabinsk region	82,7	31,0	2,7
JSC ATOMPROEKT	JSC ATOMPROEKT	Saint Petersburg	129,8	48,7	2,7
LLC TrestRosSEM	Nizhny Novgorod Separate Subdivision	Nizhny Novgorod region	133	28,3	4,7
	Moscow Separate Subdivision	Moscow	133	71,1	1,9
	Kursk branch	Kursk Region	75	25,3	3,0
	Volgodonsk branch	Rostov region	39	26,6	1,5
	Representation of LLC TrestRossSEM in the Republic of Belarus	Republic of Belarus	47,19	21,5	2,2
JSC "NIKIMT-Atomstroy"	The central apparatus	Moscow	87,0	71,1	1,2
	Branch of JSC "NIKIMT-Atomstroy" JRC NIKIMT	Kaluga region	65,5	31,5	2,1
	Branch of JSC "NIKIMT-Atomstroy" Directorate at Kursk NPP	Kursk Region	44,2	25,3	1,7
	Branch of JSC "NIKIMT-Atomstroy" Directorate at Novovoronezh NPP	Voronezh region	50,3	26,8	1,9
	Branch of JSC "NIKIMT-Atomstroy" Directorate in Ozersk	Chelyabinsk region	58,3	31,0	1,9
	Branch of JSC "NIKIMT-Atomstroy" TPII VNIPIET	Tomsk Region	54,6	35,5	1,5
	Branch of JSC NIKIMT-Atomstroy Management at Smolensk NPP	Smolensk region	32,3	25,1	1,3
PJSC	Direction	Moscow	108,9	71,1	1,5

"Energospetsmontazh"	Branch "Voronezh Construction Management"	Voronezh region, the city of Novovoronezh	32,0	26,8	1,2
	Branch of LSG-4	Voronezh region, the city of Novovoronezh	42,0	26,8	1,6
	Branch of LSG-5	Voronezh region, the city of Novovoronezh	46,7	26,8	1,7
	Branch "North-West"	Voronezh region, the city of Novovoronezh	43,7	26,8	1,6
		Тверская область, г.Удомля	37,1	26,1	1,4
		Курская область, г.Курчатов	36,1	25,3	1,4
	Branch "Management of mechanization and motor transport"	Voronezh region, the city of Novovoronezh	31,4	26,8	1,2
	Branch of LSG-58	Udmurt Republic, Glazov	25,3	26,6	0,9
	Branch of LSG-3	Rostov Region, Volgodonsk	39,0	26,6	1,5

* - the average wage is calculated in accordance with the Instructions for completing the statistical reporting form No. P-4 "Data on the number and wages of employees" (Rosstat of Russia)

** - Information on ROSSTAT data

Annex 12. Energy Resources

Data in the table is presented for electric power - in kW/h, for thermal power - in GJ

Electric and thermal power demand							
Type of resources	Resource flow rate/ resource purchase expenses						
	2014		2015		2016		Δ 2016-2015, %
	GJ or kW/h	mln. rubles	GJ or kW/h	mln. rubles	GJ or kW/h	mln. rubles	
JSC ASE EC (Nizhny Novgorod and Nizhny Novgorod region)							
Electric power, including spent:	3125331	16.9	3897231	19.9	4174947	19.07	+7
- for domestic needs	3125331	16.9	3897231	19.9	4174947	19.07	+7
- for operation of electric devices in process flows	-	-	-	-	-	-	-
- for operation of electric motors	-	-	-	-	-	-	-
Thermal energy, including spent:	15277	10.08	21060	14.03	18600	15.06	-11
- for heating	9952	6.57	13762	9.34	9228	10.80	-33
-	4098	2.7	5602	3.54	7593	2.95	-17
- for hot water supply	1227	0.81	1696	1.15	1779	1.31	+5
Other	-	-	-	-	-	-	-
JSC ASE EC Volgodonsk Branch Office							
Electric power, including spent:	10321000	50.56	14520000	72.62	7900000	39.54	-46
- for domestic needs	2815000	13.79	3840000	19.2	2680000	13.44	-30
- for operation of electric devices in process flows	7506000	36.77	10680000	53.42	5220000	26.1	-51
- for operation of electric motors	-	-	-	-	-	-	-

Type of resources	Resource flow rate/ resource purchase expenses						
	2014		2015		2016		Δ 2016-2015, %
	GJ or kW/h	mln. rubles	GJ or kW/h	mln. rubles	GJ or kW/h	mln. rubles	
Thermal energy, including spent:	30228.45	7.73	42556.90	11.61	36609.62	10.74	-14
- for heating	30228.45	7.73	42556.90	11.61	36609.62	10.74	-14
- for process needs	-	-	-	-	-	-	-
- for hot water supply	-	-	-	-	-	-	-
Other	-	-	-	-	-	-	-
JSC ASE EC Kursk Branch Office							
Electric power, including spent:	-	-	155693	0.52	244235	0.87	+57
- for domestic needs	-	-	155693	0.52	244235	0.87	+57
- for operation of electric devices in process flows	-	-	-	-	-	-	-
- for operation of electric motors	-	-	-	-	-	-	-
Thermal energy, including spent:	-	-	561.93	0.56	48.00	0.12	- 78
- for heating	-	-	561.93	0.56	48.00	0.12	- 78
- for process needs	-	-	-	-	-	-	-
- for hot water supply	-	-	-	-	-	-	-
Other	-	-	-	-	-	-	-
JSC ASE EC Baltic Branch Office							
Electric power, including spent:	1890000	10.15	2370000	14.77	2993000	18.23	+26
- for domestic needs	1692000	9.09	2174475	13.55	2795450	17.02	+29
- for operation of electric devices in process flows	132000	0.71	130350	0.81	131700	0.80	+1
- for operation of electric motors	66000	0.35	65175	0.41	65850	0.41	+1
Thermal energy, including spent:	-	-	-	-	-	-	-
- for heating	-	-	-	-	-	-	-
- for process needs	-	-	-	-	-	-	-
- for hot water supply	-	-	-	-	-	-	-
Other	-	-	-	-	-	-	-
JSC ASE EC Representative Office in the Republic of Belarus							
Electric power, including spent:	269006.1	1.955	327955.37	3.175	465138.74	4.695	+42
- for domestic needs	255555.79	1.857	311557.6	3.016	441881.8	4.46	+42
- for operation of electric devices in process flows	-	-	-	-	-	-	-
- for operation of electric motors	13450.31	0.098	16397.77	0.159	23256.94	0.235	+42
Thermal energy, including spent:	1327.13	1.059	2632.82	2.10	4797.79	4.35	+82
- for heating	1327.13	1.059	2632.82	2.10	4797.79	4.35	+82
- for process needs	-	-	-	-	-	-	-
- for hot water supply	-	-	-	-	-	-	-
Other	-	-	-	-	-	-	-
JSC ASE							
Electric power,	3669243.0	14.2	3748980.	16.04	4178760.0	19.0	+ 12

Type of resources	Resource flow rate/ resource purchase expenses						
	2014		2015		2016		Δ 2016-2015, %
	GJ or kW/h	mln. rubles	GJ or kW/h	mln. rubles	GJ or kW/h	mln. rubles	
including spent:			0				
- for domestic needs	3669243.0	14.2	3748980. 0	16.04	4178760.0	19.0	+ 12
- for operation of electric devices in process flows	-	-	-	-	-	-	-
- for operation of electric motors	--	-	-	-	-	-	-
Thermal energy, including spent:	32142.06	11.99	33251.57	11.62	35001.65	13.18	+5
- for heating	-	-	-	-	-	-	-
- for process needs	-	-	-	-	-	-	-
- for hot water supply	-	-	-	-	-	-	-
Other (heating and hot water supply)	32142.06	10.99	33251.57	11.62	35001.65	13.18	+ 5
JSC ATOMPROEKT							
Electric power, including spent:	6144250	23.22	5058390	18.69	3721502	12.69	-74
- for domestic needs	6144250	23.22	5058390	18.69	3721502	12.69	-74
- for operation of electric devices in process flows	-	-	-	-	-	-	-
- for operation of electric motors	-	-	-	-	-	-	-
Thermal energy, including spent:	26568.4	8.91	22760.96	7.97	21535.048	8.39	-5
- for heating	-	-	-	-	-	-	-
- for process needs	-	--	-	-	-	-	-
- for hot water supply	-	-	-	-	-	-	-
Other (heating and hot water supply)	26568.4	8.91	22760.96	7.97	21535.048	8.39	94.61
JSC Atomenergoproekt							
Electric power, including spent:	3303979	8.080	3251430	8.866	3248693	8.758	0
- for domestic needs	3206779	7.842	3154630	8.580	3086258	8.302	-2
- for operation of electric devices in process flows	-	-	-	-	-	-	-
- for operation of electric motors (operation of ventilation installations)	97200	0.238	96800	0.286	162435	0.456	+68
Thermal energy, including spent:	26902.6	5.081	22091.1	4.370	22273.8	4.560	+1
- for heating	24769.2	4.678	20102.9	3.976	20090.2	4.112	0
- for process needs	-	-	-	-	-	-	-
- for hot water supply	2133.4	0.403	1988.2	0.394	2183.6	0.448	+10
Other							
VDMU LLC							
Electric power, including spent:	1175	7.84	1135	6.4	970.0	6.32	-15
- for domestic needs	1175	7.84	1135	6.4	970.0	6.32	-15
- for operation of electric devices in	-	-	-	-	-	-	-

Type of resources	Resource flow rate/ resource purchase expenses						
	2014		2015		2016		Δ 2016-2015, %
	GJ or kW/h	mln. rubles	GJ or kW/h	mln. rubles	GJ or kW/h	mln. rubles	
process flows							
- for operation of electric motors	-	-	-	-	-	-	-
Thermal energy, including spent:	2616.25	1.42	5023.2	2.91	5324.59	3.3	+6
- for heating	2616.25	1.42	5023.2	2.91	5324.59	3.3	+6
- for process needs	-	-	-	-	-	-	-
- for hot water supply	-	-	-	-	-	-	-
Other	-	-	-	-	-	-	-
Trest RosSEM LLC							
Electric power, including spent:	494381	2.398	2687307	13.97	634413	3.756	-76
- for domestic needs	52690	0.256	97798	0.51	75300	0.445	-23
- for operation of electric devices in process flows	441691	2.142	2589509	13.46	568113	3.311	-78
- for operation of electric motors	-	-	-	-	-	-	-
Thermal energy, including spent:	28468.8	3.40	17082.0	2.29	7074.0	1.301	-59
- for heating	25212.8	3.01	14095.0	1.89	4374	0.804	-69
- for process needs	-	-	-	-	-	-	-
- for hot water supply	3256.0	0.39	2987.0	0.4	2700	0.497	-9.6
Other							
SMU NO.1 LLC							
Electric power, including spent:	1804396	10.339	1902744	10, 9	1096840	7.184	-57
- for domestic needs	541318.8	3.102	570823.2	3.27	329052	2.139	-42
- for operation of electric devices in process flows	1263077.2	7.237	981557.5	7.63	767788	5.045	-22
- for operation of electric motors	-	-	-	-	-	-	-
Thermal energy, including spent:	5976.35	3.244	6690.48	3.484	6664.53	4.13	0
- for heating	5976.35	3.244	6690.48	3.484	6664.53	4.13	0
- for process needs	-	-	-	-	-	-	-
- for hot water supply	-	-	-	-	-	-	-
Other	-	-	-	-	-	-	-
JSC NIKIMT-Atomstroy							
Electric power, including spent:	1684730	18.19	3084772	25.51	4726060.65	37.31	+35
- for domestic needs	1337860	16.54	1393093	16.38	1438255.65	19.75	+3
- for operation of electric devices in process flows	242100.56	1.17	1567099.00	8.54	3149495.00	16.84	+50
- for operation of electric motors	104770.00	0.48	124580.00	0.59	138310.00	0.72	+10
Thermal energy, including spent:	25830.86	6.08	26184.48	5.12	40179.11	8.11	+35
- for heating	24659.20	3.86	25111.75	4.30	36735.68	6.21	+32
- for process needs	-	-	0	0	0	0	-
- for hot water supply	1171.66	2.22	1072.73	0.81	3443.43	1.89	+69
Other	-	-	-	-	-	-	-

Type of resources	Resource flow rate/ resource purchase expenses						
	2014		2015		2016		Δ 2016-2015, %
	GJ or kW/h	mln. rubles	GJ or kW/h	mln. rubles	GJ or kW/h	mln. rubles	
JSC Energospescomtazh							
Electric power, including spent:	5943819	23.45	5555420	25.71	6422084.49	29.46	+16
- for domestic needs	195363	0.7709	196117	0.9077	153112	0.70226	-28
- for operation of electric devices in process flows	5594400	22.0752	5191247	24.03	6045318.49	27.73	+16
- for operation of electric motors	154056	0.61	168056	0.78	223654	1.03	+33
Thermal energy, including spent:	1280.936	2.74	3482.98	1.44	2841.6	1.28	-18
- for heating	1280.936	2.74	3482.98	1.44	2841.6	1.28	-18
- for process needs	-	-	-	-	-	-	-
- for hot water supply	-	-	-	-	-	-	-
Other	-	-	-	-	-	-	-
JSC SPB NII EIZ							
Electric power, including spent:	-	-	130.56	0.55	163.89	0.79	+26
- for domestic needs	-	-	130.56	0.55	163.89	0.79	+26
- for operation of electric devices in process flows	-	-	-	-	-	-	-
- for operation of electric motors	-	-	-	-	-	-	-
Thermal energy, including spent:	1083.02	0.46	1000.40	0.45	1096.11	0.56	+10
- for heating	1081.21	0.46	998.97	0.45	1094.64	0.56	+10
- for process needs	-	-	-	-	-	-	-
- for hot water supply	1.81	0.0008	1.43	0.00065	1.46	0.00074	-2
Other	-	-	-	-	-	-	-
JSC Sibir Orgstroyproekt							
Electric power, including spent:	577400.	1.293	433200	1.393	429700	1.12	-1
- for domestic needs	577400	1.293	433200	1.393	429700	1.12	-1
- for operation of electric devices in process flows	-	-	-	-	-	-	-
- for operation of electric motors	-	-	-	-	-	-	-
Thermal energy, including spent:	22060.22.	3.438	17832.36	2.938	14211.47	2.53	-20
- for heating and hot water supply	22060.22	3, 438	17832.36	2.938	14211.47	2.53	-20
-	-	-	-	-	-	-	-
- for hot water supply	-	-	-	-	-	-	-
Other	-	-	-	-	-	-	-
ENGINEERING DIVISION							
Electric power, including spent:	39228710.72	188.58	46644024.63	239.03	40245507.77	208.82	-14
- for domestic needs	23613965.65	116.7	25033253.36	128.91	23749587.34	126.14	-5
- for operation of electric devices in process flows	15179268.76	70.1	21139762.5	107.89	15882414.49	79.83	-25
- for operation of	435476.31	1.78	471008.7	2.23	613505.94	2.85	+30

Type of resources	Resource flow rate/ resource purchase expenses						Δ 2016-2015, %
	2014		2015		2016		
	GJ or kW/h	mln. rubles	GJ or kW/h	mln. rubles	GJ or kW/h	mln. rubles	
electric motors			7				
Thermal energy, including spent:	219662.08	64.17	221212.21	70.44	215162.67	77.05	-3
- for heating	149163.75	37.75	151852.32	44.55	140925.48	48.38	-7
-	4098.0	2.7	5602.0	3.54	7593.0	2.95	+36
- for hot water supply	7689.87	3.82	7745.36	2.76	10107.49	4.15	+30
Other (heating and hot water supply)	58710.46	19.9	56012.53	19.59	56536.7	21.57	+1

In Engineering Division energy resources have been mainly used for domestic and process needs.

The amount of energy resources consumption in 2016 amounted to:

- for electric power – 40,246 mln. kW/h;
- for thermal power - 215162,67 GJ.

If compared to 2015 the volume of electric power consumption reduced by 14% and volume of thermal power consumption reduced by 3%.

Consumption of energy resources has significantly reduced in Voldogonsk branch office of JCS ASE EC, JSC ATOMPROEKT, JSC Sibir Orgstroyproekt, SMU No.1 LLC, Trest RosSEM LLC by reduction of work performance volumes on construction facilities, reduction of headcount as well as by the following activities conducted in 2016 on operated facilities for reduction of power resources consumption:

- replacement of luminescent lamps and incandescent lamps with LED lamps (JSC ATOMPROEKT);
- installation of heat-reflective screens on heating radiators (JSC ATOMPROEKT);
- switch to central heating system for accommodation premises, electric lighting switch on and switch off by a photo relay, reconstruction of internal and outdoor lighting systems (VDMU LLC).

In 2016 there has been registered an increase in energy resources consumption in JSC ASE EC Kursk Branch office, JSC ASE EC Representative office in the Republic of Belarus, JSC Energospesmontazh, JSC NIKIMT-Atomstroy, JSC Atomenergoproekt, JSC Sibir Orgstroyproekt, JSC SPb NIII EIZ that has been caused by increase of work performance volumes, commissioning of additional buildings and structures (in terms of constructed facilities), increase of head count in a company, installation of additional electric equipment.

Significant increase in energy resources consumption in JSC NIKIMT-Atomstroy was related to opening of two new branches - JSC NIKIMT-Atomstroy Branch office, Directorate in Saint-Petersburg and JSC NIKIMT-Atomstroy Representative office in the Republic of Belarus.

Fuel

Fuel type	Fuel flow rate/ fuel purchase expenses						Δ 2016-2015, %
	2014		2015		2016		
	t	mln. rubles	t	mln. rubles	t	mln. rubles	
JSC ASE EC (Nizhny Novgorod and Nizhny Novgorod region)							
Gasoline	268.4	11.01	257.1	12.1	266.8	12.18	+4
Diesel fuel	83.2	2.83	104.75	3.77	104.5	3.88	0
Fuel oil	-	-	-	-	-	-	-
Natural gas	-	-	-	-	-	-	-
Coal	126.39	0.59	116.58	0.464	104.3	0.516	-10
Other	-	-	-	-	-	-	-
JSC ASE EC Volgodonsk Branch Office							

Fuel type	Fuel flow rate/ fuel purchase expenses						
	2014		2015		2016		Δ 2016-2015, %
	t	mln. rubles	t	mln. rubles	t	mln. rubles	
Gasoline	218.5	8.58	179.7	7.76	196.1	8.67	+9
Diesel fuel	177.6	5.96	154.3	5.63	158.9	5.59	+3
Fuel oil	-	-	-	-	-	-	
Natural gas	-	-	-	-	-	-	
Coal	-	-	-	-	-	-	
Other	-	-	-	-	-	-	
JSC ASE EC Kursk Branch Office							
Gasoline	6	0.2	29	1.2	25	1.0	-14
Diesel fuel	75	2.5	62	2.1	31	1.1	-50
Fuel oil	-	-	-	-	-	-	
Natural gas	-	-	-	-	-	-	
Coal	-	-	-	-	-	-	
Other	-	-	-	-	-	-	
JSC ASE EC Baltic Branch Office - no data provided							
Gasoline	19.24	0.88	20.18	0.99	16.09	0.81	-20
Diesel fuel	0.77	0.03	3.15	0.14	4.14	0.19	+31
Fuel oil	-	-	-	-	-	-	-
Natural gas	-	-	-	-	-	-	-
Coal	-	-	-	-	-	-	-
Other	-	-	-	-	-	-	-
JSC ASE EC Representative Office in the Republic of Belarus							
Gasoline	64.2	2.62	83.13	4.0	98.16	4.42	+18
Diesel fuel	75.93	2.87	105.23	4.35	126.83	25.7	+21
Fuel oil	-	-	-	-	-	-	
Natural gas	-	-	-	-	-	-	
Coal	-	-	-	-	-	-	
Other	-	-	-	-	-	-	
JSC ASE							
Gasoline	90.7	3.52	97.1	4.02	106.95	4.64	+10
Diesel fuel	3.8	0.13	4.42	0.16	4.2	0.15	-5
Fuel oil	-	-	-	-	-	-	-
Natural gas	-	-	-	-	-	-	-
Coal	-	-	-	-	-	-	-
Other	-	-	-	-	-	-	-
JSC ATOMPROEKT							
Gasoline	56.61	1.563	113.58	3.240	89.66	3.228	-21
Diesel fuel	151.623	2.267	191.195	3.193	76.751	1.376	-60
Fuel oil	72.273	2.143	68.025	2.040	35.071	1.075	-52
Natural gas	-	-	-	-	-	-	-
Coal	-	-	-	-	-	-	-
Other	-	-	-	-	-	-	-
JSC Atomenergoproekt							
Gasoline	-	-	-	-	-	-	-
Diesel fuel	14	0.386	8.7	0.280	7	0.207	-20
Fuel oil	-	-	-	-	-	-	-
Natural gas	-	-	-	-	-	-	-
Coal	-	-	-	-	-	-	-
Other	-	-	-	-	-	-	-
VDMU LLC							
Gasoline	29.28	1.133	29.99	1.18	34.41	1.47	+15
Diesel fuel	141.34	5.19	163.22	5.17	116.45	4.3	-29
Fuel oil	-	-	-	-	-	-	-
Natural gas	-	-	-	-	-	-	-

Fuel type	Fuel flow rate/ fuel purchase expenses						
	2014		2015		2016		Δ 2016-2015, %
	t	mln. rubles	t	mln. rubles	t	mln. rubles	
Coal	-	-	-	-	-	-	-
Other	-	-	-	-	-	-	-
Trest RosSEM LLC							
Gasoline	79.5	2.930	40.79	1.579	13.9	0.572	-66
Diesel fuel	506.1	16.551	443.35	15.099	184.55	6.464	-58
Fuel oil	-	-	-	-	-	-	-
Natural gas	-	-	-	-	-	-	-
Coal	-	-	-	-	-	-	-
Other	-	-	-	-	-	-	-
SMU No.1 LLC							
Gasoline	54.5	1.95	52.6	1.94	45.7	1.77	-14
Diesel fuel	492.7	15.62	346.0	11.39	333.0	11.23	-4
Fuel oil	-	-	-	-	-	-	-
Natural gas	-	-	-	-	-	-	-
Coal	-	-	-	-	-	-	-
Other	-	-	-	-	-	-	-
JSC NIKIMT-Atomstroy							
Gasoline	212.8	6.64	229.5	7.94	252.25	9.06	+10
Diesel fuel	678.76	20.36	993.17	31.98	593.73	20.48	-40
Fuel oil	-	-	-	-	-	-	-
Natural gas	1541.34	9.034	1435.06	8.692	1525.01	9.697	+6
Coal	-	-	-	-	-	-	-
Other	-	-	-	-	-	-	-
JSC Energospesmontazh							
Gasoline	92.17	4.19	299.17	11.456	278.44	11.359	-7
Diesel fuel	92.93	3.444	420.73	14.754	421.08	15.645	0
Fuel oil	-	-	-	-	-	-	-
Natural gas	-	-	-	-	-	-	-
Coal	-	-	-	-	-	-	-
Other	-	-	-	-	-	-	-
JSC SPB NII EIZ							
Gasoline	76.46	2.4699	54.48	1.9053	53.29	1.7533	-2
Diesel fuel	84.72	2.8151	49.63	1.7248	57.69	1.2097	+16
Fuel oil	-	-	-	-	-	-	-
Natural gas	-	-	-	-	-	-	-
Coal	-	-	-	-	-	-	-
Other	-	-	-	-	-	-	-
JSC Sibir Orgstroyproekt							
Gasoline	14.76	0.552	16.54	0.656	11.72	0.506	-29
Diesel fuel	6.30	0.230	4.86	0.390	2.22	0.121	-54
Fuel oil	-	-	-	-	-	-	-
Natural gas	-	-	-	-	-	-	-
Coal	-	-	-	-	-	-	-
Other	-	-	-	-	-	-	-
ENGINEERING DIVISION							
Gasoline	1218.92	37.24	1419.73	47.86	1390.31	49.26	-2
Diesel fuel	2508.843	78.35	2949.475	96.36	2314.991	93.76	-22
Fuel oil	72.273	2.143	68.025	2.04	35.071	1.075	-48
Natural gas	1541.34	9.034	1435.06	8.692	1525.01	9.697	+6
Coal	126.39	0.59	116.58	0.464	104.3	0.516	-10

Fuel type	Fuel flow rate/ fuel purchase expenses						Δ 2016-2015, %
	2014		2015		2016		
	t	mln. rubles	t	mln. rubles	t	mln. rubles	
Other	-	-	-	-	-	-	-

Annex 13. Results in the Field of Environmental Protection

Waste generation

Generation of wastes as per hazard categories and treatment types	Waste capacity, tons			
	2014	2015	2016	Δ 2016-2015, %
JSC ASE EC (Nizhny Novgorod and Nizhny Novgorod region)				
I hazard class waste (extremely hazardous), including:	0.227	0.568	0.142	-75
- handed over to other specialized companies for deactivation	0.227	0.568	0.142	-75
II hazard class waste (high hazard), including:	-	0.051	-	-100
- handed over to other specialized companies for deactivation	-	0.051	-	-100
III hazard class waste (moderately hazardous), including:	-	0.064	-	-100
- handed over to other specialized companies for deactivation	-	0.064	-	-100
IV hazard class waste (low-hazard), including:	255.0	182.089	335.1	+84
- handed over to other specialized companies for deactivation	1.1	0.943	1.7	+80
- handed over to be allocated on landfill of other company	253.9	181.14	333.3	+84
V hazard class waste (no significant hazard), including:	49.21	50.253	49.0	-3
- handed over to other specialized companies for use	-	-	7.4	No dynamics due to no waste generated in 2014 and 2015
- handed over to be allocated on landfill of other company	49.21	50.253	41.6	-17
Total for I-V hazard class wastes	304, 43	233.025	384.213	+65
JSC ASE EC Volgodonsk Branch Office				
I hazard class waste (extremely hazardous), including:	0.194	0.09	0.194	+116
- handed over to other specialized companies for deactivation	0.194	0.09	0.194	+116
II hazard class waste (high hazard), including:	0.330	0.330	0.205	-38

Generation of wastes as per hazard categories and treatment types	Waste capacity, tons			
	2014	2015	2016	Δ 2016-2015, %
- handed over to other specialized companies for deactivation	0.330	0.330	0.205	-38
III hazard class waste (moderately hazardous), including:	-	-	-	-
IV hazard class waste (low-hazard), including:	351	398.2	259.9	-35
- handed over to be allocated on landfill of other company	351	398.2	259.9	-35
V hazard class waste (no significant hazard), including:	111.8	110.1	83.3	-24
- handed over to be allocated on landfill of other company	111.8	110.1	83.3	-24
Total for I-V hazard class wastes	463.3	508.7	343.6	-33
JSC ASE EC Kursk Branch Office				
I hazard class waste (extremely hazardous), including:	-	-	0.01431	No dynamics due to no waste generated in 2014 and 2015
- handed over to other specialized companies for deactivation	-	-	0.01431	-
II hazard class waste (high hazard), including:	-	-	-	-
III hazard class waste (moderately hazardous), including:	-	-	-	-
IV hazard class waste (low-hazard), including:	3.271	12.504	23.666	+89
- handed over to be allocated on landfill of other company	3.271	12.504	23.666	+89
V hazard class waste (no significant hazard), including:	-	-	-	-
Total for I-V hazard class wastes	3.271	12.504	23.68031	+89
JSC ASE EC Baltic Branch Office				
I hazard class waste (extremely hazardous), including:	0.015	-	0.023	No dynamics due to no waste generated in 2014 and 2015
- handed over to other specialized companies for deactivation	0.015	-	0.023	-
II hazard class waste (high hazard), including:	-	-	0.077	No dynamics due to no waste generated in 2014 and 2015
- handed over to other specialized companies for use	-	-	0.077	-
III hazard class waste (moderately hazardous), including:	-	-	0.162	No dynamics due to no waste generated in 2014 and 2015
- handed over to other specialized companies for use	-	-	0.162	-

Generation of wastes as per hazard categories and treatment types	Waste capacity, tons			
	2014	2015	2016	Δ 2016-2015, %
IV hazard class waste (low-hazard), including:	1101.4	668.9	86.8	-87
- handed over to other specialized companies for use	-	-	0.1	No dynamics due to no waste generated in 2014 and 2015
- handed over to other specialized companies for deactivation	996.0	596.0	-	-100
- handed over to be allocated on landfill of other company	105.4	72.9	86.7	+19
V hazard class waste (no significant hazard), including:	-	-	187.7	No dynamics due to no waste generated in 2014 and 2015
- handed over to other specialized companies for use	-	-	0.2	No dynamics due to no waste generated in 2014 and 2015
- handed over to be allocated on landfill of other company	-	-	187.5	No dynamics due to no waste generated in 2014 and 2015
Total for I-V hazard class wastes	1101.415	668.9	274.762	-59
JSC ASE EC Representative Office in the Republic of Belarus				
I hazard class waste (extremely hazardous), including:	-	-	-	-
II hazard class waste (high hazard), including:	-	-	-	-
III hazard class waste (moderately hazardous), including:	-	-	-	-
IV hazard class waste (low-hazard), including:	1.8	2.5	3.0	+20
- handed over to other specialized companies for use	1.8	2.5	3.0	+20
V hazard class waste (no significant hazard), including:	20.38	34.4	38.31	+11
- handed over to be allocated on landfill of other company	20.38	34.4	38.31	+11
Total for I-V hazard class wastes	22.18	36.9	41.31	+12
JSC ASE				
I hazard class waste (extremely hazardous), including:	-	0.37	0.545	+47
- handed over to other specialized companies for deactivation	-	0.37	0.545	+47
II hazard class waste (high hazard), including:	-	-	-	-
III hazard class waste (moderately hazardous), including:	-	-	-	-
IV hazard class waste (low-	-	36.2	224.6	+520

Generation of wastes as per hazard categories and treatment types	Waste capacity, tons			
	2014	2015	2016	Δ 2016-2015, %
hazard), including:				
- handed over to other specialized companies for deactivation	-	1	2.0	+100
- handed over to be allocated on landfill of other company	-	35.66	222.6	+524
V hazard class waste (no significant hazard), including:	-	5.2	0.6	-88
- handed over to be allocated on landfill of other company	-	5.2	0.6	-88
Total for I-V hazard class wastes	0	41.77	225.785	+441
JSC ATOMPPOEKT				
Generation of wastes as per hazard categories and treatment types	Waste capacity, tons			
	2014	2015	2016	Δ 2016-2015, %
I hazard class waste (extremely hazardous), including:	0.510	1.52	0.45	-70
- handed over to other specialized companies for deactivation	0.510	1.52	0.45	-70
IV hazard class waste (low-hazard), including:	178.3	195.9	200.5	+2
- handed over to other specialized companies for deactivation	-	20	42.8	+114
- handed over to be allocated on landfill of other company	178.3	175.9	157.7	-10
V hazard class waste (no significant hazard), including:	25.7	33.2	43.6	+31
- handed over to other specialized companies for use	12.7	21.7	20.4	-6
- handed over to be allocated on landfill of other company	13.0	9.2	23.2	+152
Total for I-V hazard class wastes	204.510	230.62	244.44	+6
JSC Atomenergoproekt				
Generation of wastes as per hazard categories and treatment types	Waste capacity, tons			
	2014	2015	2016	Δ 2016-2015, %
I hazard class waste (extremely hazardous), including:	0.589	0.379	0.568	+45
- handed over to other specialized companies for use	0.589	0.379	0.568	+45
II hazard class waste (high hazard), including:	0.061	0.113	0.052	-54
- handed over to other specialized companies for deactivation	0.061	0.113	0.052	-54
III hazard class waste (moderately hazardous),	3.445	3.667	3.069	-16

Generation of wastes as per hazard categories and treatment types	Waste capacity, tons			
	2014	2015	2016	Δ 2016-2015, %
including:				
- handed over to other specialized companies for use	0.698	0.782	0.745	-5
- handed over to other specialized companies for deactivation	2.747	2.885	2.327	-19
IV hazard class waste (low-hazard), including:	1681.432	810.115	1286.894	+59
- handed over to other specialized companies for use	2.013	16.000	-	-100
- handed over to other specialized companies for deactivation	-	-	1.863	no dynamics due to no waste generated in 2014 and 2015
- handed over to be allocated on landfill of other company	1679.198	794.115	1285.031	+62
V hazard class waste (no significant hazard), including:	661.846	231.192	216.695	- 6
- handed over to other specialized companies for use	34.43	3.400	3.43	+1
- handed over to be allocated on landfill of other company	627.416	227.792	213.265	-6
Total for I-V hazard class wastes	2347.373	1045.466	1507.278	+44
VDMU LLC				
Generation of wastes as per hazard categories and treatment types	Waste capacity, tons			
	2014	2015	2016	Δ 2016-2015, %
I hazard class waste (extremely hazardous), including:	0.004	0.039	0.01	-74
- handed over to other specialized companies for deactivation	0.004	0.039	0.01	-74
II hazard class waste (high hazard), including:	0.140	0.043	0.086	+100
- handed over to other specialized companies for deactivation	0.140	0.043	0.086	+100
III hazard class waste (moderately hazardous), including:	0.222	0.113	0.237	+110
- handed over to other specialized companies for deactivation	0.222	0.113	0.237	+110
IV hazard class waste (low-hazard), including:	42.6	39.5	45.6	-15
- handed over to other specialized companies for deactivation	-	-	0.3	-
- handed over to be allocated on landfill of other company	42.6	39.5	45.3	-15
V hazard class waste (no significant hazard), including:	6.7	4.3	10.7	+148

Generation of wastes as per hazard categories and treatment types	Waste capacity, tons			
	2014	2015	2016	Δ 2016-2015, %
- storage on company site	-	-	7.2	-
- handed over to other specialized companies for use	6.7	4.3	2.6	-40
- handed over to other specialized companies for deactivation	-	-	0.9	-
Total for I-V hazard class wastes	49.666	44.995	56.633	+26
Trest RosSEM LLC				
Generation of wastes as per hazard categories and treatment types	Waste capacity, tons			
	2014	2015	2016	Δ 2016-2015, %
I hazard class waste (extremely hazardous), including:	-	0.055	0.022	-60
- handed over to other specialized companies for deactivation	-	0.055	0.022	-60
II hazard class waste (high hazard), including:	-	-	-	-
III hazard class waste (moderately hazardous), including:	-	0.63	0.114	-82
- handed over to other specialized companies for use	-	0.63	0.114	-82
IV hazard class waste (low-hazard), including:	-	0.8	-	-100
- handed over to other specialized companies for deactivation	-	0.8	-	-100
V hazard class waste (no significant hazard), including:	202.5	250	346	+38
- handed over to other specialized companies for use	202.5	250	346	+38
Total for I-V hazard class wastes	202.5	251.49	346.33	+38
SMU NO.1 LLC				
Generation of wastes as per hazard categories and treatment types	Waste capacity, tons			
	2014	2015	2016	Δ 2016-2015, %
I hazard class waste (extremely hazardous), including:	-	-	0.039	No dynamics due to no waste generated in 2014 and 2015
- handed over to other specialized companies for deactivation	-	-	0.039	-
II hazard class waste (high hazard), including:	-	-	-	-
III hazard class waste (moderately hazardous), including:	-	-	-	-
IV hazard class waste (low-	86	86	86.138	0

Generation of wastes as per hazard categories and treatment types	Waste capacity, tons			
	2014	2015	2016	Δ 2016-2015, %
hazard), including:				
- handed over to other specialized companies for deactivation	-	-	0.138	-
- handed over to be allocated on landfill of other company	86	86	86	-
V hazard class waste (no significant hazard), including:	222.8	222.8	213.8	-4
- handed over to be allocated on landfill of other company	222.8	222.8	213.8	-4
Total for I-V hazard class wastes	308.8	308.8	299.38	-3
JSC NIKIMT-Atomstroy				
Generation of wastes as per hazard categories and treatment types	Waste capacity, tons			
	2014	2015	2016	Δ 2016-2015, %
I hazard class waste (extremely hazardous), including:	0.542	0.687	0.262	-62
- handed over to other specialized companies for deactivation	0.542	0.687	0.262	-62
II hazard class waste (high hazard), including:	1.684	2.546	0.9	-63
- handed over to other specialized companies for deactivation	1.684	2.546	0.9	-63
III hazard class waste (moderately hazardous), including:	3.594	2.997	3.274	-8
- handed over to other specialized companies for use	2.795	1.525	2.248	+47
- handed over to other specialized companies for deactivation	0.349	0.674	0.5	-26
- handed over to be allocated on landfill of other company	0.45	0.798	0.526	-34
IV hazard class waste (low-hazard), including:	458.095	454.067	437.609	-4
- handed over to other specialized companies for use	2.1	0	32.91	No dynamics due to no waste generated in 2014 and 2015
- handed over to other specialized companies for deactivation	47.184	55.68	45.669	-18
- handed over to be allocated on landfill of other company	408.811	398.387	359.03	-10
V hazard class waste (no significant hazard), including:	262.015	682.185	714.77	+5
- used for in-house manufacture	174.52	411.515	46.845	-89
- handed over to other specialized companies for use	11.107	22.984	38.840	+69
- handed over to be allocated	76.388	247.686	629.085	+153

Generation of wastes as per hazard categories and treatment types	Waste capacity, tons			
	2014	2015	2016	Δ 2016-2015, %
on landfill of other company				
Total for I-V hazard class wastes	726.281	1142.774	1157.279	+1
JSC Energospesmontazh				
Generation of wastes as per hazard categories and treatment types	Waste capacity, tons			
	2014	2015	2016	Δ 2016-2015, %
I hazard class waste (extremely hazardous), including:	-	-	0.078	No dynamics due to no waste generated in 2014 and 2015
- storage on company site	-	-	0.078	-
II hazard class waste (high hazard), including:	-	-	-	-
III hazard class waste (moderately hazardous), including:	-	0.513	1.577	+207
- storage on company site	-	-	1.577	No dynamics due to no waste generated in 2014 and 2015
- handed over to other specialized companies for use	-	0.513	-	-100
IV hazard class waste (low-hazard), including:	46.24	39.34	83.005	+111
- storage on company site	-	-	0.398	-
- handed over to other specialized companies for use	0.8	2.7	-	-
- handed over to other specialized companies for deactivation	2.18	7.39	14.96	+102
- handed over to be allocated on landfill of other company	47.26	29.25	67.647	+131
V hazard class waste (no significant hazard), including:	88.6	159	493.818	+210
- storage on company site	-	-	1.386	-
- handed over to other specialized companies for use	31.5	42.6	41.454	-3
- handed over to be allocated on landfill of other company	57.1	116.4	450.978	+287
Total for I-V hazard class wastes	134.84	198.853	578.478	+191
JSC SPB NIII EIZ				
Generation of wastes as per hazard categories and treatment types	Waste capacity, tons			
	2014	2015	2016	Δ 2016-2015, %
I hazard class waste (extremely hazardous), including:	0.011	0.011	-	-100
- handed over to other specialized companies for use	0.011	0.011	-	-100
II hazard class waste (high hazard), including:	-	-	-	-

Generation of wastes as per hazard categories and treatment types	Waste capacity, tons			
	2014	2015	2016	Δ 2016-2015, %
III hazard class waste (moderately hazardous), including:	0.942	0.942	0.022	-98
- handed over to other specialized companies for deactivation	0.920	0.920	-	-100
- handed over to be allocated on landfill of other company	0.022	0.022	0.022	0
IV hazard class waste (low-hazard), including:	5.6	5.6	5.6	0
- handed over to be allocated on landfill of other company	5.4	5.5	5.5	0
- other (availability at the company by the end of the reporting period)	0.1	0.2	0.3	+50
V hazard class waste (no significant hazard), including:	0.6	0.6	0.6	0
- handed over to be allocated on landfill of other company	0.6	0.6	0.6	0
Total for I-V hazard class wastes	7.125	7.098	6.167	-13.1
JSC Sibir Orgstroyproekt				
Generation of wastes as per hazard categories and treatment types	Waste capacity, tons			
	2014	2015	2016	Δ 2016-2015, %
I hazard class waste (extremely hazardous), including:	-	0.009	-	-100
- handed over to other specialized companies for deactivation	-	0.009	-	-100
II hazard class waste (high hazard), including:	-	-	-	-
III hazard class waste (moderately hazardous), including:	-	-	-	-
IV hazard class waste (low-hazard), including:	-	25.7	16.422	-63
- handed over to be allocated on landfill of other company		25.7	16.422	-36
V hazard class waste (no significant hazard), including:	-	-	-	-
Total for I-V hazard class wastes	-	25.709	16.422	-36
ENGINEERING DIVISION				
I hazard class waste (extremely hazardous), including:	2.092	3.728	2.35	-40
- storage on company site	-	-	0.078	No dynamics due to no waste generated in 2014 and 2015
- handed over to other specialized companies for use	0.6	0.39	0.568	+46
- handed over to other	1.492	3.338	1.7	-49

Generation of wastes as per hazard categories and treatment types	Waste capacity, tons			
	2014	2015	2016	Δ 2016-2015, %
specialized companies for deactivation				
II hazard class waste (high hazard), including:	2.215	3.083	1.32	-57
- handed over to other specialized companies for deactivation	-	-	0.077	No dynamics due to no waste generated in 2014 and 2015
- handed over to other specialized companies for deactivation	2.215	3.083	1.243	-60
III hazard class waste (moderately hazardous), including:	8.203	8.926	8.458	-5
- storage on company site	-	-	1.577	No dynamics due to no waste generated in 2014 and 2015
- handed over to other specialized companies for use	3.493	3.45	3.269	-5
- handed over to other specialized companies for deactivation	4.238	3.736	3.064	-18
- handed over to be allocated on landfill of other company	0.472	1.74	0.548	-69
IV hazard class waste (low-hazard), including:	4214.417	2957.969	3097.634	+5
- storage on company site	0.1	0.2	0.698	+249
- handed over to other specialized companies for use	6.713	41.2	78.81	+91
- handed over to other specialized companies for deactivation	1046.464	661.813	69.33	-90
- handed over to be allocated on landfill of other company	3161.14	2254.756	2948.796	+31
V hazard class waste (no significant hazard), including:	1652.151	1780.93	2398.893	+35
- used for in-house manufacture	174.52	411.515	46.845	-89
- storage on company site	-	-	8.586	No dynamics due to no waste generated in 2014 and 2015
- handed over to other specialized companies for use	298.937	344.984	460.324	+33
- handed over to other specialized companies for deactivation	-	-	0.9	No dynamics due to no waste generated in 2014 and 2015
- handed over to be allocated on landfill of other company	1178.694	1024.431	1882.238	+84
Total for I-V hazard class wastes	5879.08	4756.94	5508.65	+16

Atmosphere impact

Company (facility) name/ pollutant substances released into the atmosphere	Volume of pollutant substances, tons			
	2014	2015	2016	Δ 2016-2015, %
JSC ASE EC (Nizhny Novgorod and Nizhny Novgorod region)				
Sulphur dioxide	0.648	0.13	0.004	-97
Carbon oxide	2.779	0.556	0.04	-93
Nitrogen oxide	0.323	0.065	0.039	-40
Other substances	8.223	1.646	4.278	+160
Total:	11.973	2.397	4.361	+82
JSC ATOMPROEKT				
Sulphur dioxide	0.00004	0.00004	0.00004	0
Carbon oxide	0.005	0.005	0.005	0
Nitrogen oxide	0.0001	0.0001	0.0001	0
Other substances	0.309	0.309	0.309	0
Total:	0.314	0.314	0.314	0
JSC Atomenergoproekt				
Sulphur dioxide	0.1	0.1	0.1	0
Carbon oxide	2.425	2.425	2.425	0
Nitrogen oxide	0.318	0.318	0.318	0
Other substances	1.244	1.244	1.244	0
Total:	4.087	4.087	4.087	0
VDMU LLC				
Sulphur dioxide	0.001	0.001	0.0035	+250
Carbon oxide	0.362	0.362	0.27	-25
Nitrogen oxide	0.012	0.012	0.009	-25
Other substances	1.225	1.225	1.5615	+27
Total:	1.600	1.600	1.844	+15
Trest RosSEM LLC (Volgodonsk branch office)				
Sulphur dioxide	0.004	0.004	0.004	0
Carbon oxide	2.934	2.934	2.934	0
Nitrogen oxide	0.573	0.573	0.573	0
Other substances	11.128	11.128	11.128	0
Total:	14.639	14.639	14.639	0
SMU-1 LLC				
Sulphur dioxide	0.005	0.005	0.005	0
Carbon oxide	0.625	0.625	0.625	0
Nitrogen oxide	0.27	0.27	0.27	0
Other substances	36.166	36.166	36.166	0
Total:	37.066	37.066	37.066	0
JSC NIKIMT-Atomstroy				
Sulphur dioxide	0.042	0.074	0.094	+27
Carbon oxide	6.057	6.206	3.062	-51
Nitrogen oxide	2.188	2.462	1.573	-36
Other substances	3.236	7.608	6.017	-21
Total:	11.523	16.35	10.7476	-34
JSC Energospesmontazh				
Sulphur dioxide	-	0.007015	0.0001575	-98
Carbon oxide	0.047388	0.34427	0.243054	-29
Nitrogen oxide	0.010607	0.010804	0.0068318	-37
Other substances	2.26918	2.102155	2.585416	+23
Total:	2.327175	2.464244	2.8354588	+15
JSC SPB NII EIZ				
Sulphur dioxide	0.002	0.002	0.002	0
Carbon oxide	0.452	0.452	0.452	0
Nitrogen oxide	0.039	0.039	0.039	0
Other substances	0.130	0.130	0.130	0
Total:	0.623	0.623	0.623	0

ROSATOM STATE CORPORATION ENGINEERING DIVISION				
Sulphur dioxide	0.80204	0.323055	0.2126975	-34
Carbon oxide	15.686388	13.90927	10.056054	-28
Nitrogen oxide	3.733707	3.749904	2.8279318	-25
Other substances	63.93018	61.558155	63.418916	+3
Total:	84.152315	79.540384	76.5155993	-4

Impact on water resources

Type of discharged waste water	Volume of discharged waste water, thous.m3		Name of accepting facility (company)
	No prior treatment	Upon purification on local treatment facilities	
JSC ASE EC (Nizhny Novgorod and Nizhny Novgorod region)			
Domestic	27.826	-	Nizhegorodsky Water Channel
Production	-	-	-
Storm waters	no records	-	-
JSC ASE EC Volgodonsk Branch Office			
Domestic	27.1	-	Central treatment facilities of RoNPP
Production	-	-	-
Storm waters	-	-	-
JSC ASE EC Baltic Branch Office			
Domestic	-	9.66	ИИ-18-8 channel
Production	-	-	-
Storm waters	-	30.84	ИИ-18-8 channel
JSC ASE EC Representative Office in the Republic of Belarus			
Domestic	-	9211.35	Ostovetskoye RUE for housing and community amenities
Production	-	-	-
Storm waters	-	-	-
JSC ASE			
Domestic	14.915	-	Moswaterchannel JSC
Production	-	-	-
Storm waters	8.91	-	Mosvodostok SUE
JSC ATOMPROEKT			
Domestic	20.46	-	Waterchannel of Saint-Petersburg SUE
Production	-	-	-
Storm waters	28.59	-	Waterchannel of Saint-Petersburg SUE
JSC Atomenergoproekt			
Domestic	20.801	-	Moswaterchannel JSC
Production	-	-	-
Storm waters	5	-	Mosvodostok SUE
VDMU LLC			
Domestic	no drains discharge		
Production			
Storm waters			
Trest RosSEM LLC			
Domestic	no drains discharge		
Production			
Storm waters			
SMU NO.1 LLC			
Domestic	no drains discharge		
Production			
Storm waters			
JSC NIKIMT-Atomstroy			
Domestic	33.815	-	Moswaterchannel JSC

Type of discharged waste water	Volume of discharged waste water, thous.m3		Name of accepting facility (company)
	No prior treatment	Upon purification on local treatment facilities	
Production	-	-	
Storm waters	47.502	-	Mosvodostok SUE
JSC Energospescomontazh			
Domestic	no drains discharge		
Production			
Storm waters			
JSC SPB NIII EIZ			
Domestic	-	-	-
Production	No	No	SUE Waterchannel of Saint-Petersburg
Storm waters	No data	No data	SUE Waterchannel of Saint-Petersburg
JSC Sibir Orgstroyproekt			
Domestic	no drains discharge		
Production			
Storm waters			

Total volume of consumed water with breakdown by sources

List of water supply sources	Name of water supply source	Water consumption, thous.m3			
		2014	2015	2016	Δ 2016-2015, %
JSC ASE EC (Nizhny Novgorod and Nizhny Novgorod region)					
Surface waters, including swamps, rivers, lakes and oceans	-	-	-	-	-
Underground waters	Well of Forest comfort recreation center	2.277	2.415	2.586	+7
Rain water collected and stored by the company	-	-	-	-	-
Sewage waters of other organization;	-	-	-	-	-
Municipal and other water supply systems.	Nizhegorodsky WATER CHANNEL, Oka river.	16.152	18.544	27.826	+50
JSC ASE EC Volgodonsk Branch Office					
Surface waters, including swamps, rivers, lakes and oceans	Tsimlyansk storage lake	37.6	35.3	30.5	-14
Underground waters	-	-	-	-	-
Rain water collected and stored by the company	-	-	-	-	-
Sewage waters of other organization;	-	-	-	-	-
Municipal and other water supply systems.	-	-	-	-	-
JSC ASE EC Baltic Branch Office					
Surface waters, including swamps, rivers, lakes and oceans	-	-	-	-	-
Underground waters	Wells No.3/2010, No.5/2010	11.829	4.48	9.66	+116
Rain water collected	-	-	-	-	-

List of water supply sources	Name of water supply source	Water consumption, thous.m3			
		2014	2015	2016	Δ 2016-2015, %
and stored by the company					
Sewage waters of other organization;	-	-	-	-	-
Municipal and other water supply systems.	-	-	-	-	-
JSC ASE EC Representative Office in the Republic of Belarus					
Surface waters, including swamps, rivers, lakes and oceans	-	-	-	-	-
Underground waters	-	-	-	-	-
Rain water collected and stored by the company	-	-	-	-	-
Sewage waters of other organization;	-	-	-	-	-
Municipal and other water supply systems.	SE Belorussian NPP	1.0	4.7	9.5	+102
JSC ASE					
Surface waters, including swamps, rivers, lakes and oceans	-	-	-	-	-
Underground waters	-	-	-	-	-
Rain water collected and stored by the company	-	-	-	-	-
Sewage waters of other organization;	-	-	-	-	-
Municipal and other water supply systems.	Surface source of water - Moskvoretsko-Vazuzskaya and Volzhskaya water systems Northern water treatment station Moswaterchannel JSC	12.247	12.915	14.915	+15
JSC ATOMPROEKT					
Surface waters, including swamps, rivers, lakes and oceans	-	-	-	-	-
Underground waters	-	-	-	-	-
Rain water collected and stored by the company	-	-	-	-	-
Sewage waters of other organization;	-	-	-	-	-
Municipal and other water supply systems.	SUE Waterchannel of Saint-Petersburg	22.01	21.80	20.46	-6
JSC Atomenergoproekt					
Surface waters, including swamps, rivers, lakes and oceans	-	-	-	-	-
Underground waters	-	-	-	-	-
Rain water collected and stored by the company	-	-	-	-	-

List of water supply sources	Name of water supply source	Water consumption, thous.m3			
		2014	2015	2016	Δ 2016-2015, %
Sewage waters of other organization;	-	-	-	-	-
Municipal and other water supply systems.	Moswaterchannel JSC	20.924	19.410	20.801	+7
VDMU LLC					
Surface waters, including swamps, rivers, lakes and oceans	no water intake				
Underground waters					
Rain water collected and stored by the company					
Sewage waters of other organization;					
Municipal and other water supply systems.					
Trest RosSEM LLC					
Surface waters, including swamps, rivers, lakes and oceans	no water intake				
Underground waters					
Rain water collected and stored by the company					
Sewage waters of other organization;					
Municipal and other water supply systems.					
SMU NO.1 LLC					
Surface waters, including swamps, rivers, lakes and oceans	no water intake				
Underground waters					
Rain water collected and stored by the company					
Sewage waters of other organization;					
Municipal and other water supply systems.					
JSC NIKIMT-Atomstroy					
Surface waters, including swamps, rivers, lakes and oceans	-	-	-	-	-
Underground waters	-	-	-	-	-
Rain water collected and stored by the company	-	-	-	-	-
Sewage waters of other organization;	-	-	-	-	-
Municipal and other water supply systems.	Moswaterchannel JSC	35.73	30.06	33.34	+11
JSC Energospesmontazh					
Surface waters, including swamps, rivers, lakes and oceans	no water intake				

List of water supply sources	Name of water supply source	Water consumption, thous.m3			
		2014	2015	2016	Δ 2016-2015, %
Underground waters					
Rain water collected and stored by the company					
Sewage waters of other organization;					
Municipal and other water supply systems.					
JSC SPB NIII EIZ					
Surface waters, including swamps, rivers, lakes and oceans	-	-	-	-	-
Underground waters	-	-	-	-	-
Rain water collected and stored by the company	-	-	-	-	-
Sewage waters of other organization;	-	-	-	-	-
Municipal and other water supply systems.	SUE Water channel of Saint-Petersburg	0.687	0.675	0.696	+3
JSC Sibir Orgstroyproekt					
Surface waters, including swamps, rivers, lakes and oceans	-	-	-	-	-
Underground waters	-	-	-	-	-
Rain water collected and stored by the company	-	-	-	-	-
Sewage waters of other organization;	-	-	-	-	-
Municipal and other water supply systems.	Angarsky Water channel Municipal Unitary Enterprise of Angarsk city district	2.186	2.757	1.9	-31
Engineering division					
Surface waters, including swamps, rivers, lakes and oceans	-	37.6	35.3	30.5	-14
Underground waters	-	14.106	6.895	12.246	+78
Rain water collected and stored by the company	-	-	-	-	-
Sewage waters of other organization;	-	-	-	-	-
Municipal and other water supply systems.	-	110.936	110.861	129.438	+17

Amount of fines and total nonfinancial sanctions imposed for non-compliance with ecological legislation and regulatory requirements

Name of company	2014	2015	2016	Δ 2016-2015, %
JSC ASE EC (Nizhny Novgorod and Nizhny Novgorod region)	-	-	-	-
JSC ASE EC Volgodonsk Branch Office	-	-	-	-

JSC ASE EC Kursk Branch Office	-	-	-	-
JSC ASE EC Baltic Branch Office	-	-	-	-
JSC ASE EC Representative Office in the Republic of Belarus	-	-	-	-
JSC ASE	-	-	-	-
JSC ATOMPROEKT	-	-	-	-
JSC Atomenergoproekt	-	-	-	-
VDMU LLC	-	-	23	-
Trest RosSEM LLC	-	-	-	-
SMU NO.1 LLC	-	-	-	-
JSC NIKIMT-Atomstroy	-	50	-	-
JSC Energospesmontazh	-	-	-	-
JSC SPB NIII EIZ	100	-	-	-
JSC Sibir Orgstroyproekt	-	-	-	-
Total for Rosatom State Corporation Engineering Division	100	50	23	-54

Expenditures for environmental protection and ecological management system activities

Name of company	2014	2015	2016 plan	2016 fact	Δ 2016-2015, %
JSC ASE EC (Nizhny Novgorod and Nizhny Novgorod region)	1.163	4.374	-	2.585	-41
JSC ASE EC Volgodonsk Branch Office	0.476	0.463	0.311	0.311	-33
JSC ASE EC Kursk Branch Office	0.006	0.193	0.245	0.245	+30
JSC ASE EC Baltic Branch Office	1.981	1.629	0.773	0.773	-53
JSC ASE EC Representative Office in the Republic of Belarus	0.107	0.109	-	0.108	-1
JSC ASE	1.366	1.646	-	1.288	-68
JSC ATOMPROEKT	1.908	2.444	-	3.379	+38
JSC Atomenergoproekt	2.158	4.297	1.370	1.966	-54
VDMU LLC	0.088	0.082	-	0.145	+77
Trest RosSEM LLC	0.418	0.313	0.269	0.025	-92
SMU NO.1 LLC	0.085	0.090	0.094	0.094	+4
JSC NIKIMT-Atomstroy	3.033	6.81	4.179	4.179	-39
JSC Energospesmontazh	-	-	-	0.036	
JSC SPB NIII EIZ	0.877	0.011	-	0.072	+554
JSC Sibir Orgstroyproekt	0.0379	0.0461	0.027	0.0255	-45
Total for Rosatom State Corporation Engineering Division	13.704	22.507	7.268	15.232	-32

Expenses on the payment for the negative environmental impact (hereinafter - NEI)

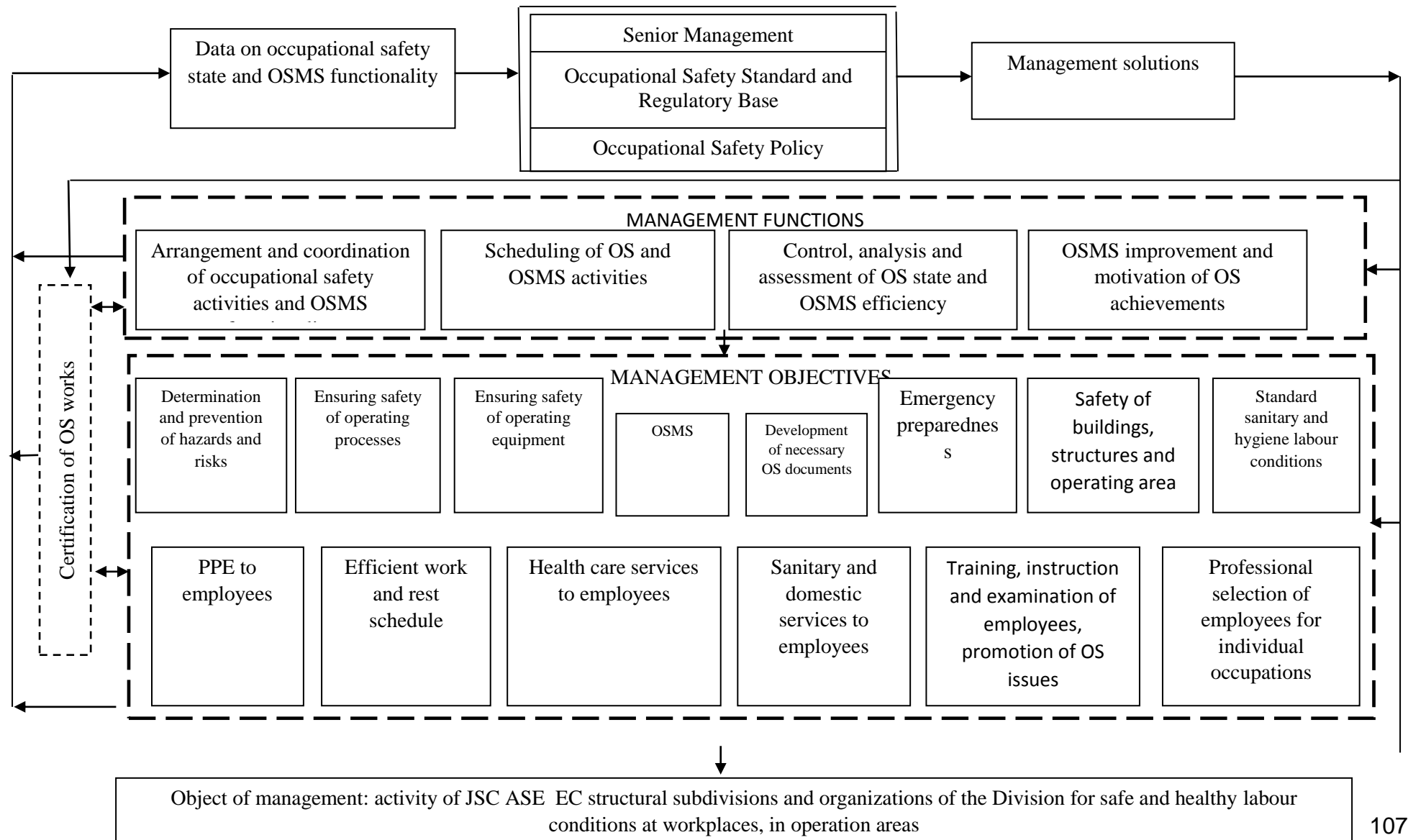
Type of NEI payment and taxes for natural resource use	Amount of NEI payment and taxes, thous. RUR			
	2014	2015	2016	Δ 2016-2015, %
JSC ASE EC (Nizhny Novgorod and Nizhny Novgorod region)				
for waste disposal	211.44	177.91	214	+20
for releases of pollutants into the atmosphere by stationary pollution sources	1.523	2.061	1.8	-13
for releases of pollutants into water bodies	44.55	84.852	64	-25

Type of NEI payment and taxes for natural resource use	Amount of NEI payment and taxes, thous. RUR			
	2014	2015	2016	Δ 2016-2015, %
water usage tax	2.353	2.714	3.837	+41
other taxes for natural resource use	-	-	-	-
JSC ASE EC Volgodonsk Branch Office				
for waste disposal	659	576	481	-16.5
for releases of pollutants into the atmosphere by stationary pollution sources	-	-	-	-
for releases of pollutants into water bodies	-	-	-	-
water usage tax	-	-	-	-
other taxes for natural resource use	-	-	-	-
JSC ASE EC Kursk Branch Office				
for waste disposal	28.0	48.0	91.0	+90
for releases of pollutants into the atmosphere by stationary pollution sources	-	-	-	-
for releases of pollutants into water bodies	-	-	-	-
water usage tax	-	-	-	-
other taxes for natural resource use	-	-	-	-
JSC ASE EC Baltic Branch Office				
for waste disposal	215.0	118.0	88.0	-25
for releases of pollutants into the atmosphere by stationary pollution sources	-	-	-	-
for releases of pollutants into water bodies	40.0	33.0	25.0	-24
water usage tax	-	-	-	-
other taxes for natural resource use	-	-	-	-
JSC ASE				
for waste disposal	-	190.8	141.6	-26
for releases of pollutants into the atmosphere by stationary pollution sources	-	-	-	-
for releases of pollutants into water bodies	-	-	-	-
water usage tax	-	-	-	-
other taxes for natural resource use	-	-	-	-
JSC ATOMPROEKT				
for waste disposal	639.6	364.34	273.25	-25
for releases of pollutants into the atmosphere by stationary pollution sources	1.52	4.03	2.38	-40
for releases of pollutants into water bodies	12.3	-	-	-
water usage tax	-	-	-	-
other taxes for natural resource use	-	-	-	-
JSC Atomenergoproekt				
for waste disposal	975.00	1059.00	1310.00	+24
for releases of pollutants into the atmosphere by stationary pollution sources	14.00	3.00	0.5	-83
for releases of pollutants into water bodies	88.00	77.00	38.80	-49
water usage tax	-	-	-	-
other taxes for natural resource use	-	-	-	-
VDMU LLC				

Type of NEI payment and taxes for natural resource use	Amount of NEI payment and taxes, thous. RUR			
	2014	2015	2016	Δ 2016-2015, %
for waste disposal	47	45	48.7	+8
for releases of pollutants into the atmosphere by stationary pollution sources	2	3	0.9	-70
for releases of pollutants into water bodies	-	-	-	-
water usage tax	-	-	-	-
other taxes for natural resource use	-	-	-	-
Trest RosSEM LLC				
for waste disposal	86	98	74.6	-24
for releases of pollutants into the atmosphere by stationary pollution sources	65	4	2.3	-43
for releases of pollutants into water bodies	-	-	-	-
water usage tax	-	-	-	-
other taxes for natural resource use	-	-	-	-
SMU-1 LLC				
for waste disposal	75.28	79.17	79.17	0
for releases of pollutants into the atmosphere by stationary pollution sources	2.8	2.8	2.8	0
for releases of pollutants into water bodies	-	-	-	-
water usage tax	-	-	-	-
other taxes for natural resource use	-	-	-	-
JSC NIKIMT-Atomstroy				
for waste disposal	319.39	346.61	356.39	+3
for releases of pollutants into the atmosphere by stationary pollution sources	14.62	18.42	6.49	-65
for releases of pollutants into water bodies	-	-	-	-
water usage tax	-	-	-	-
other taxes for natural resource use	-	-	-	-
JSC Energospetsmontazh				
for waste disposal	164.68	205.04	115.06	-44
for releases of pollutants into the atmosphere by stationary pollution sources	3.37	4.59	4.02	-12
for releases of pollutants into water bodies	-	-	-	-
water usage tax	-	-	-	-
other taxes for natural resource use	-	-	-	-
JSC SPB NIII EIZ				
for waste disposal	2.8	11.02	11.023	0
for releases of pollutants into the atmosphere by stationary pollution sources	0.110	1.01	1.01	0
for releases of pollutants into water bodies	-	-	-	-
water usage tax	-	-	-	-
other taxes for natural resource use	-	-	-	-
JSC Sibir Orgstroyproekt				
for waste disposal	57.2	128.4	24.3	-81
for releases of pollutants into the	-	-	-	-

Type of NEI payment and taxes for natural resource use	Amount of NEI payment and taxes, thous. RUR			
	2014	2015	2016	Δ 2016-2015, %
atmosphere by stationary pollution sources				
for releases of pollutants into water bodies	-	-	-	-
water usage tax	-	-	-	-
other taxes for natural resource use	-	-	-	-
ROSATOM STATE CORPORATION ENGINEERING DIVISION				
for waste disposal	3460.39	3447.29	3308.09	-4
for releases of pollutants into the atmosphere by stationary pollution sources	104.943	42.911	22.2	-48
for releases of pollutants into water bodies	184.85	194.852	63.8	-67
water usage tax	2.353	2.714	3.837	+41
other environmental taxes	-	-	-	-
Total:	3752.536	3687.767	3397.93	-8

Appendix 14. Occupational Safety Management



Appendix 15. President's Committees of JSC ASE EC

Members of Investment Committee

- Senior Vice President for Economics and Finance of JSC ASE EC
- Senior Vice-President - Director for Design of JSC ASE EC
- Internal Resources Management Director of JSC ASE EC
- Vice-President for Personnel Management and Administrative Work of JSC ASE EC
- Security Director of JSC ASE EC
- Senior Vice-President - Director of JSC ASE EC Moscow Branch
- First Deputy General Director of JSC "Atomenergoproekt"
- First Deputy General Director of JSC "Atomproekt"
- Director for Investment and Operational Efficiency Management of Rosatom State Corporation
- Director of Investment Activities Management Department of Rosatom State Corporation
- Deputy Head of Division for Development and Restructuring - Head of Department for Infrastructure development of projects implementation of International Business development Unit of Rosatom State Corporation

Members of Strategy Committee

- President of JSC ASE EC
- Vice-President for Development of JSC ASE EC
- First Deputy General Director of JSC Atomenergoproekt
- Senior Vice-President for Design of JSC ASE EC
- Vice-President of JSC ASE EC
- First Deputy Director General / Executive Director of JSC Atomproekt
- Senior Vice-President for Commerce of JSC ASE EC
- Senior Vice-President for Russian Projects Management of JSC ASE EC
- Senior Vice President for Economy and Finance of JSC ASE EC
- Technical Director of JSC ASE EC
- Vice-President -Director for Perspective Projects of JSC ASE EC
- Senior Vice-President - Director of JSC ASE EC Moscow Branch
- Senior Vice-President for Foreign Projects Management of JSC ASE EC
- Vice-President for Personnel Management and Administrative Work of JSC ASE EC



CERTIFICATE

**on public assurance of the report
JSC Engineering Company ASE for 2016**

The report of JSC Engineering Company ASE
for 2016 passed a public/expert assurance
of the Russian Regional Network
on Integrated Reporting

The statement of the Russian Regional Network on Integrated Reporting
on the results of the consideration of the report of JSC EC ASE for 2016
for its compliance with the International Standard for Integrated Reporting
(International <IR> Framework) is sent to the company

Head of the RRN

Marina Galushkina

Registration number IR.01.01.16

2017, Moscow

Appendix 17. Subsidiaries, Branch and Representative Offices of the main companies of Rosatom Division

GRI (102-6, 102-7)

JSC ASE EC subsidiaries	<ul style="list-style-type: none"> -OJSC SMU No.1 (Construction and Erection Directorate) (100% of the registered capital) -OJSC NIAEP-Service (100% of the registered capital) -OJSC Vd-MU (Volgodonsk Erection Directorate (100% of the registered capital) -OJSC Trest-RoSEM (99.9 % of the registered capital)
Subsidiaries of JSC ASE	<ul style="list-style-type: none"> -JSC ASE EC (72,8% of the registered capital) -JSC Atomenergoproekt (100% -1 share of the registered capital) -OJSC ASE-Engineering (100% of the registered capital) -OJSC ASE-Finance (100% of the registered capital) -Nukem Technologies GmbH, Germany (100 % of the registered capital)
Subsidiaries of JSC Atomenergoproekt	<ul style="list-style-type: none"> -JSC SMU Lenatomenergostroy (99.99 % of the registered capital) -JSC SPB Scientific Research and Survey Institute “Energosurvey” (100 % of the registered capital) -JSC Sibirsky Orgstroyproekt (100 % of the registered capital)
Subsidiaries of JSC ATOMPROEKT	JSC ATOMPROEKT has neither subsidiaries no shares in the registered capital of other organizations.
Branch Offices	<p><u>JSC ASE EC</u></p> <ul style="list-style-type: none"> -JSC ASE EC Udomlya Branch Office -JSC ASE EC Volgodonsk Branch Office -JSC ASE EC Baltic Branch Office -JSC ASE EC Moscow Branch Office -JSC ASE EC Navashino Branch Office -JSC ASE EC Kursk Branch Office -JSC ASE EC Branch Office in Hungary <p><u>JSC “ASE”</u></p> <ul style="list-style-type: none"> -ASE JSC Branch Office in the Arab Republic of Egypt -ASE JSC Branch in the Republic of Bulgaria -JSC ASE Branch Office in the Republic of Turkey -ASE JSC Branch Office in the People’s Republic of Bangladesh <p><u>JSC Atomenergoproekt</u></p> <ul style="list-style-type: none"> -Balakovo Design and Survey Branch of JSC Atomenergoproekt

	<ul style="list-style-type: none"> -Volgograd Design Branch of JSC Atomenergoproekt -Desnogorsk Design and Survey Branch of JSC Atomenergoproekt -Kurchatov Design and Survey Branch of JSC Atomenergoproekt -Maloyaroslavets Survey Branch of JSC Atomenergoproekt -Novovoronezh Design and Survey Branch of JSC Atomenergoproekt -Novovoronezh Branch of JSC Atomenergoproekt - “Don” hotel -Novovoronezh Branch of JSC Atomenergoproekt - Directorate for construction of NVNPP-2 -Moscow Design Branch of JSC Atomenergoproekt - VVER Design Center -JSC Atomenergoproekt Branch VNIPIET (All-Russian Scientific Research and Design Institute for Energy Technology) in Saint Petersburg. -JSC Atomenergoproekt Branch in the city of Ankara, the Republic of Turkey
Representative offices	<p><u>JSC ASE EC</u></p> <ul style="list-style-type: none"> -Moscow Branch of JSC ASE EC - Udomlya Branch of JSC ASE EC - Volgodonsk Branch of JSC ASE EC -St. Petersburg Representative Office of JSC ASE EC -Kharkov Branch of JSC ASE EC -JSC ASE EC Representative Office in the Republic of Belarus <p><u>JSC “ASE”</u></p> <ul style="list-style-type: none"> JSC ASE Representative Office in the Islamic Republic of Iran -JSC ASE Representative Office in the People’s Republic of China (Beijing, Lianyungang) -JSC ASE Representative Office in the Republic of India -JSC ASE Representative office in Hungary -JSC ASE Representative Office in Slovakia -JSC ASE Representative Office in the Socialist Republic of Vietnam -JSC ASE Representative Office in the Republic of Belarus

Annex 18. Total number of employees by employment type and by employment contract
(GRI 102-8)

Organization	Employee categories	Total headcount *													
		Reporting year													
		TOTAL		employment type***				employment contract***				staff		freelancers (civil contract)	
				full-time		part-time		temporary		permanent					
		plan	fact	m	f	m	f	m	f	m	f	m	f	m	f
JSC ASE	Managers	385	160	116	28	10	6	70	6	56	28	126	34		
	Specialists	616	306	149	143	6	8	121	48	34	103	155	151		
	Other office employee		1		1				1				1		
	Workers	95	36	35		1		2		34		36			
	Others****		1												1
	Total	1096	504	300	172	17	14	193	55	124	131	317	186	0	1
JSC ASE EC	Managers	779	852	587	246	8	11	76	35	519	222	595	257	0	0
	Specialists	2923	3194	1427	1495	18	254	309	306	1136	1443	1445	1749	0	0
	Other office employee	33	36	2	33	0	1	0	16	2	18	2	34	0	0
	Workers	242	264	188	56	13	7	39	25	162	38	201	63	0	0
	Others	3	3	0	0	0	0	0	0	0	0	0	0	2	1
	Total	3980	4349	2204	1830	39	273	424	382	1819	1721	2243	2103	2	1
JSC Atomenergoproekt	Managers	315	303	193	91	10	9	3	4	200	96	203	100	0	0
	Specialists	2103	1855	764	911	74	106	53	87	785	930	838	1017	0	0
	Other office employee	43	39	7	31	0	1	1	1	6	31	7	32	0	0
	Workers	203	212	148	43	20	1	11	1	157	43	168	44	0	0
	Others	0	0	0	0	0	0	0	0	0	0	0	0	0	0
	Total	2664	2409	1112	1076	104	117	68	93	1148	1100	1216	1193	0	0
	Managers	283	236	119	105	9	3	7	5	121	103	128	108	0	0
	Specialists	2268	1725	708	963	23	31	54	112	677	882	731	994	0	0

JSC ATOMPROEKT	Other office employee	25	19	1	17	0	1	0	0	1	18	1	18	0	0
	Workers	130	106	73	33	0	0	1	2	72	31	73	33	0	0
	Others	0	0	0	0	0	0	0	0	0	0	0	0	0	0
	Total	2706	2086	901	1118	32	35	62	119	871	1034	933	1153	0	0
JSC NIKIMT Atomstroy	Managers	302	249	182	64	3	0	8	1	177	63	185	64		
	Specialists	604	503	212	268	6	17	15	16	203	269	218	285		
	Other office employee	18	16	6	10	0	0	2	3	5	6	5	11		
	Workers	1146	914	822	89	1	2	255	10	568	81	823	91		
	Others	0	26											19	7
	Total	2070	1708	1222	431	10	19	280	30	953	419	1231	451	19	7
JSC Energospetsmontazh	Managers	201	210	161	48	1		17	1	145	47	162	48		
	Specialists	178	227	78	146		3	10	8	68	141	78	149		
	Other office employee	8	7		6		1		2		5		7		
	Workers	1907	1513	1373	136	3	1	173	9	1203	128	1376	137		
	Others	7	7											5	2
	Total	2301	1964	1612	336	4	5	200	20	1416	321	1616	341	5	2
Trest Rosspetsenergomontazh LLC	Managers	84	77	52	25	0	0	50	20	2	5	52	25	0	0
	Specialists	168	158	79	79	0	0	78	72	1	7	79	79	0	0
	Other office employee	0	0	0	0	0	0	0	0	0	0	0	0	0	0
	Workers	1410	1301	1228	70	3	0	1222	63	9	7	1231	70	0	0
	Others	16	6	0	0	0	0	0	0	0	0			3	3
	Total	1678	1542	1359	174	3	0	1350	155	12	19	1362	174	3	3
Total in the Engineering division	Managers	2349	2087	1410	607	41	29	231	72	1220	564	1451	636	0	0
	Specialists	8860	7968	3417	4005	127	419	640	649	2904	3775	3544	4424	0	0
	Other office employee	127	118	16	98	0	4	3	23	14	78	15	103	0	0
	Workers	5133	4346	3867	427	41	11	1703	110	2205	328	3908	438	0	0
	Others	26	43	0	0	0	0	0	0	0	0	0	0	29	14

	Total	16495	14562	8710	5137	209	463	2577	854	6343	4745	8918	5601	29	14
--	-------	-------	-------	------	------	-----	-----	------	-----	------	------	------	------	----	----

* - The total is understood as the maximum value of the number of employees of the payroll structure (taking into account the decrees), external part-time employees and civil law contracts employees at the end of the year

** - Without taking into account civil contracts

*** - "Others" is civil contracts